



JABATAN PERDANA MENTERI
JABATAN PERANGKAAN MALAYSIA

MY LOCAL STATS PERAK TENGAH PERAK 2020

Pemakluman / Announcement:

Banci Penduduk dan Perumahan Malaysia 2020 (Banci Malaysia 2020) masih dilaksanakan di seluruh Negara sehingga 31 Oktober 2021 secara bersemuka dengan pematuhan Standard Operating Procedure (SOP) yang telah ditetapkan oleh Majlis Keselamatan Negara (MKN). Aktiviti Semakan Kualiti (QC) dan Penyiasatan Liputan Banci (PES) akan dilaksanakan pada November dan Disember 2021. Semua penduduk Malaysia diseru untuk memberikan kerjasama dalam menjayakan Banci Malaysia 2020 bagi memastikan tiada yang ketinggalan kerana "Data Anda Masa Depan Kita". Sila layari portal Banci Malaysia 2020 di www.mycensus.gov.my atau media sosial @MyCensus2020 untuk maklumat lanjut.

The Malaysia Population and Housing Census 2020 (Malaysia Census 2020) is ongoing nationwide until 31st October 2021 through face-to-face method with the compliance of Standard Operating Procedure (SOP) implemented by Majlis Keselamatan Negara (MKN). The process of Quality Check (QC) and Post Enumeration Survey (PES) will be conducted subsequently in November and December 2021. All Malaysian residents are urged to cooperate in realising the success of Malaysia Census 2020 to ensure that no one is left behind because "Your Data is Our Future". Please visit the Malaysia Census 2020 portal at www.mycensus.gov.my or social media @MyCensus2020 for more info.

Dimaklumkan bahawa Kerajaan Malaysia telah mengisytiharkan Hari Statistik Negara (MyStats Day) pada 20 Oktober setiap tahun.

Tema sambutan MyStats Day adalah
"Connecting the world with data we can trust"

Please be informed that the Government of Malaysia has declared National Statistics Day (MyStats Day) on October 20 each year.

*MyStats Day theme is
"Connecting the world with data we can trust"*

JABATAN PERANGKAAN MALAYSIA
DEPARTMENT OF STATISTICS MALAYSIA

Diterbitkan dan dicetak oleh / *Published and printed by:*

Jabatan Perangkaan Malaysia

Department of Statistics, Malaysia

Blok C6, Kompleks C,

Pusat Pentadbiran Kerajaan Persekutuan

62514 Putrajaya,

MALAYSIA

Tel. : 03-8885 7000

Faks : 03-8888 9248

Portal : <https://www.dosm.gov.my>

Facebook / Twitter / Instagram: StatsMalaysia

Emel / *Email* : info@dosm.gov.my (pertanyaan umum / *general enquiries*)
data@dosm.gov.my (pertanyaan & permintaan data /
data request & enquiries)

Harga / *Price* : RM20.00

Diterbitkan pada Oktober 2021 / *Published on October 2021*

Hakcipta terpelihara / *All rights reserved.*

Tiada bahagian daripada terbitan ini boleh diterbitkan semula, disimpan untuk pengeluaran atau ditukar dalam apa-apa bentuk atau alat apa jua pun kecuali setelah mendapat kebenaran daripada Jabatan Perangkaan Malaysia.

Pengguna yang mengeluarkan sebarang maklumat dari terbitan ini sama ada yang asal atau diolah semula hendaklah meletakkan kenyataan berikut:

“Sumber : Jabatan Perangkaan Malaysia”.

No part of this publication may be reproduced or distributed in any form or by any means or stored in data base without the prior written permission from Department of Statistics, Malaysia.

Users reproducing content of this publication with or without adaptation should quote the following:

“Source : Department of Statistics, Malaysia.”

ISSN 2756 - 8032

KATA PENGANTAR

My Local Stats Perak Tengah, Perak 2020 merupakan penerbitan statistik ekonomi dan sosial yang komprehensif di peringkat daerah meliputi 20 bidang iaitu maklumat asas; penduduk; perumahan; guna tenaga; pendapatan dan perbelanjaan isi rumah; pendidikan; kesihatan; perkhidmatan kebajikan; keselamatan awam; perhubungan dan rekreasi; internet dan media sosial; kemudahan asas; keluaran dalam negeri kasar; indeks harga pengguna; eksport dan import; pertanian; perlombongan dan pengkuarian; pembuatan; pembinaan dan perkhidmatan. Penerbitan ini disusun berdasarkan garis panduan daripada *Handbook on Social Indicators* yang diterbitkan oleh *United Nations Statistics Division (UNSD)*.

Statistik daripada penerbitan ini merupakan maklumat penting yang digunakan oleh agensi kerajaan sebagai input dalam perancangan dan pemantauan pelan pembangunan Negara. Statistik ini juga penting kepada sektor swasta, ahli akademik dan juga individu sebagai input dan rujukan asas dalam mengukur kesejahteraan sosial serta pencapaian ekonomi di peringkat nasional, negeri dan daerah.

Penerbitan ini terbahagi kepada empat bahagian. Bahagian pertama memaparkan tarikan utama di daerah. Sepintas lalu statistik sosioekonomi disediakan di bahagian kedua diikuti ringkasan penemuan di bahagian ketiga. Bahagian keempat menyediakan indikator sosial dan ekonomi. Nota teknikal boleh didapati melalui portal Jabatan di pautan <https://newss.statistics.gov.my>.

Jabatan Perangkaan Malaysia merakamkan setinggi-tinggi penghargaan kepada semua pihak yang telah menyumbang secara langsung atau tidak langsung dalam menjayakan penerbitan ini. Setiap maklum balas dan cadangan daripada semua pihak untuk penambahbaikan penerbitan ini pada masa hadapan amatlah dihargai.

DATO' SRI DR. MOHD UZIR MAHIDIN
Ketua Perangkawan Malaysia
Oktober 2021

Muka surat ini sengaja dibiarkan kosong
This page is deliberately left blank

KANDUNGAN

| | Muka Surat |
|---|-------------------|
| ▲ Kata Pengantar | i |
| ▲ Menarik di Daerah | v |
| ▲ Sepintas Lalu Sosioekonomi | 1 |
| ▲ Ringkasan Penemuan | 3 |
| ▲ Penjajaran Sustainable Development Goals (SDG) | 7 |
| ▲ Statistik terpilih sosioekonomi | |
| ▲ Indikator Sosial | |
| 1. Maklumat Asas | 9-10 |
| 2. Penduduk | 11-12 |
| 3. Perumahan | 13-14 |
| 4. Guna Tenaga | 15-16 |
| 5. Pendapatan dan Perbelanjaan Isi Rumah | 17-18 |
| 6. Pendidikan | 19-24 |
| 7. Kesihatan | 25-26 |
| 8. Perkhidmatan Kebajikan | 27-28 |
| 9. Keselamatan Awam | 29-32 |
| 10. Perhubungan dan Rekreasi | 33-34 |
| 11. Internet dan Media Sosial | 35-36 |
| 12. Kemudahan Asas | 37-38 |
| ▲ Indikator Ekonomi | |
| 13. Keluaran Dalam Negeri Kasar | 39-40 |
| 14. Indeks Harga Pengguna | 41-42 |
| 15. Eksport dan Import | 43-44 |
| 16. Pertanian | 45-50 |
| 17. Perlombongan dan Pengkuarian | 51-52 |
| 18. Pembuatan | 53-54 |
| 19. Pembinaan | 55-56 |
| 20. Perkhidmatan | 57-58 |

Muka surat ini sengaja dibiarkan kosong
This page is deliberately left blank

The background features a large, abstract geometric design. It consists of several overlapping triangles in various shades of blue, ranging from a deep, dark blue to a very light, pale blue. These triangles are set against a white background, creating a dynamic and modern visual effect. The triangles are positioned in the upper left and lower left corners, extending towards the center of the page.

**MENARIK
DI DAERAH**

Muka surat ini sengaja dibiarkan kosong
This page is deliberately left blank

MENARIK DI DAERAH

Kerajaan Perak mula ditubuhkan pada abad ke-16 sehingga akhir abad ke-19 dan sistem kesultanan membentuk kerajaan dengan sejarah yang gemilang di Perak. Kajian lepas menunjukkan bahawa makam-makam Diraja Perak dan orang-orang besarnya sebagai bukti untuk mendedahkan sejarah pemerintahan Kesultanan Perak. Kedudukan makam dan istana selalu terdapat di tebing sebelah timur Sungai Perak dan terdapat faktor-faktor hubungkait yang menjadi punca utama pemilihan sebuah lokasi untuk dijadikan sebuah kompleks pemakaman Sultan Perak.

Terdapat 18 buah makam Kesultanan Perak di Perak Tengah dan antara lokasi pemakaman yang boleh dilawati oleh pengunjung ke daerah ini ialah di Mukim Belanja, Bota, Lambor, Pulau Tiga dan Pasir Panjang Ulu.

Sehingga hari ini, tinggalan sejarah menjadi tarikan pelancong ke daerah Perak Tengah. Usaha mengekalkan kawasan bersejarah dan monumen-monumen penting adalah perlu bagi sektor pelancongan. Pemeliharaan warisan budaya adalah penting bagi mengekalkan identiti serta pembangunan yang mampan di Perak Tengah.

Disediakan oleh:

Pejabat Tanah dan Daerah Perak Tengah

Sumber :

1. Sharina Mat Nordin dan Jalil Hamid (2017), *Perak Sultanate the Historic Royal Glory Perak Tengah*
2. Suprayitno (2010), *Makam-Makam Diraja Perak: Sumbangannya kepada Asal-Usul Kerajaan Negeri Perak Darul Ridzuan dan Pengaruh Aceh di Negeri Perak, Tesis, USM*

Muka surat ini sengaja dibiarkan kosong
This page is deliberately left blank



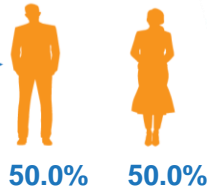
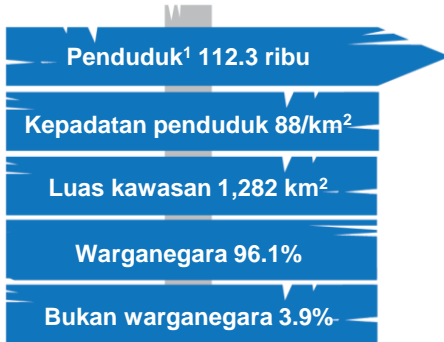
SEPINTAS LALU
SOSIOEKONOMI

Muka surat ini sengaja dibiarkan kosong
This page is deliberately left blank



SEPINTAS LALU STATISTIK SOSIOEKONOMI, PERAK TENGAH 2020

PENDUDUK



Nota:

¹Anggaran Penduduk Semasa berasaskan data Banci Penduduk dan Perumahan Malaysia 2010
Data ini akan disemak semula setelah dapatan Banci Penduduk dan Perumahan Malaysia 2020 diperolehi



Penengah
RM4,097
Purata
RM5,390

PENDAPATAN ISI RUMAH KASAR BULANAN, 2019

KESIHATAN

Sumber:
Kementerian Kesihatan Malaysia

Nota:
¹ Merujuk kepada hospital kerajaan dan hospital swasta
² Merujuk kepada klinik kesihatan (termasuk klinik kesihatan ibu & anak), klinik desa dan klinik komuniti
Data adalah pada 2019



Hospital¹
1 buah



Klinik²
41 buah



Sekolah



Guru



Murid

Sekolah rendah 58 1,136 9,330

Sekolah menengah 16 927 7,939

PENDIDIKAN

Sumber:
Kementerian Pendidikan Malaysia

Nota:
Merujuk kepada sekolah kerajaan dan sekolah bantuan kerajaan

KESELAMATAN

Sumber:
Polis Diraja Malaysia;
Jabatan Bomba dan Penyelamat Malaysia

Nota:
¹ Merujuk kepada Ibu Pejabat Polis Daerah, balai polis dan pondok polis



Balai polis¹
9 buah

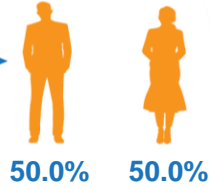
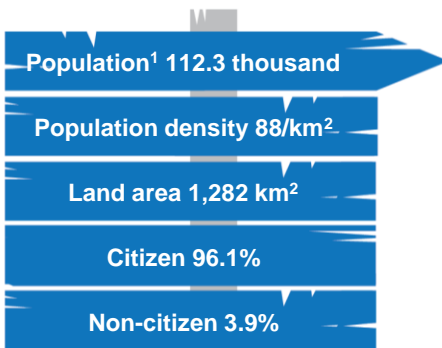


Balai bomba
2 buah



PERAK TENGAH SOCIOECONOMIC AT A GLANCE 2020

POPULATION



Notes:
¹Current Population Estimates based on the Population and Housing Census of Malaysia 2010
This data will be reviewed once the results of the Population and Housing Census of Malaysia 2020 are obtained



Median
RM4,097
Mean
RM5,390

MONTHLY HOUSEHOLD GROSS INCOME, 2019

HEALTH

Source:
Ministry of Health Malaysia

Notes:
¹ Refer to government and private hospitals
² Refer to health clinics (includes maternal and child health clinics), rural clinics and community Data as at 2019



Hospital¹
1 units



Clinic²
41 units



School



Teacher



Pupils

| | | | |
|----------------|----|-------|-------|
| Primary school | 58 | 1,136 | 9,330 |
|----------------|----|-------|-------|

| | | | |
|------------------|----|-----|-------|
| Secondary school | 16 | 927 | 7,939 |
|------------------|----|-----|-------|

EDUCATION

Source:
Ministry of Education Malaysia

Note:
Refer to government and government-aided school

PUBLIC SAFETY

Sources:
Royal Malaysia Police;
Fire and Rescue Department of Malaysia

Note:
¹Refer to District Police Headquarters, police stations and police huts



Police stations¹
9 units



Fire stations
2 units



RINGKASAN PENEMUAN

Muka surat ini sengaja dibiarkan kosong
This page is deliberately left blank

STATISTIK SOSIAL PERAK TENGAH, PERAK

MAKLUMAT ASAS



Nota:

1. Anggaran Penduduk Semasa berasaskan data Banci Penduduk dan Perumahan Malaysia 2010
2. Data ini akan disemak semula setelah dapatan Banci Penduduk dan Perumahan Malaysia 2020 diperolehi
3. Hasil tambah mungkin berbeza disebabkan oleh pembundaran

Perak Tengah mempunyai keluasan tanah 1,282 km persegi dengan kepadatan penduduk 88 orang per km persegi. Bilangan penduduk di Perak Tengah pada 2020 dianggarkan 112.3 ribu dengan kadar pertumbuhan penduduk tahunan 0.4 peratus.

PENDUDUK

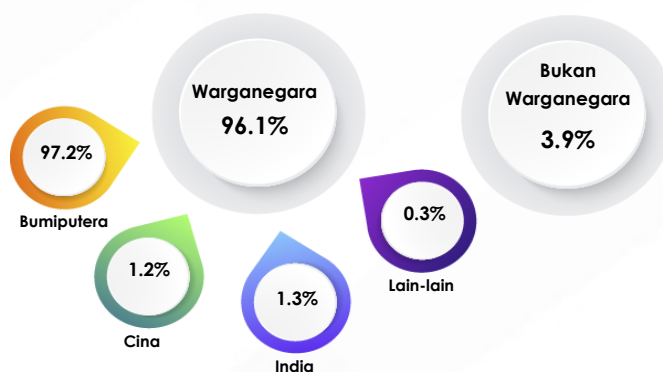
Penduduk lelaki Perak Tengah pada 2020 adalah 50.0 peratus dan perempuan 50.0 peratus. Terdapat 32.0 ribu tempat kediaman dengan 29.8 ribu isi rumah dan purata saiz isi rumah adalah 3.8 orang.

Penduduk Perak Tengah pada 2020 terdiri daripada 96.1 peratus warganegara dan selebihnya adalah bukan warganegara. Komposisi penduduk warganegara mengikut etnik adalah Bumiputera (97.2%), Cina (1.2%), India (1.3%) dan Lain-lain (0.3%).

Jadual 1: Statistik penduduk, Perak Tengah, 2019 dan 2020

| | 2019 | 2020 |
|--|------|------|
| Lelaki ('000) | 56.1 | 56.1 |
| Perempuan ('000) | 55.9 | 56.2 |
| Kadar pertumbuhan penduduk tahunan (%) | 0.6 | 0.4 |
| Tempat kediaman ('000) | 31.7 | 32.0 |
| Isi rumah ('000) | 29.4 | 29.8 |
| Purata saiz isi rumah | 3.8 | 3.8 |

Paparan 1: Penduduk mengikut kumpulan etnik, Perak Tengah, 2020



PENDIDIKAN

Perak Tengah mempunyai 74 buah sekolah merangkumi 58 buah sekolah rendah dan 16 buah sekolah menengah pada 2020. Bilangan guru dan murid di sekolah rendah adalah masing-masing seramai 1,136 guru dan 9,330 murid manakala sekolah menengah mencatatkan 927 guru dan 7,939 murid pada 2020.

Jadual 2: Bilangan sekolah, guru dan murid, Perak Tengah, 2019 dan 2020



| | 2019 | 2020 | 2019 | 2020 | 2019 | 2020 |
|------------------|------|------|-------|-------|-------|-------|
| Sekolah rendah | 58 | 58 | 1,146 | 1,136 | 9,440 | 9,330 |
| Sekolah menengah | 16 | 16 | 938 | 927 | 8,339 | 7,939 |

Sumber: Kementerian Pendidikan Malaysia
Nota: Termasuk sekolah bantuan kerajaan

KESIHATAN

Perak Tengah mempunyai sebuah hospital kerajaan, sembilan buah klinik kesihatan (termasuk klinik kesihatan ibu dan anak), 31 buah klinik desa dan sebuah klinik komuniti pada 2019.

Paparan 2: Bilangan hospital dan klinik kerajaan, Perak Tengah, 2018 dan 2019



Hospital

2019: 1 buah
2018: 1 buah



Klinik

2019: 41 buah
2018: 42 buah

Sumber: Kementerian Kesihatan Malaysia


KESELAMATAN AWAM

Jenayah indeks di Perak Tengah pada 2020 telah menurun 9.6 peratus kepada 104 kes berbanding 115 kes pada 2019. Jenayah kekerasan menunjukkan peningkatan 29.4 peratus pada 2020. Sementara itu, jenayah harta benda pula mencatatkan penurunan 16.3 peratus.

Bagi kategori jenayah kekerasan, mencederakan mencatatkan kes tertinggi dengan 12 kes diikuti rogol (5 kes), samun (4 kes) dan bunuh (1 kes) pada 2020. [Carta 1]

Dalam kategori jenayah harta benda pula, kecurian lain merekodkan kes tertinggi dengan 39 kes, diikuti kecurian kenderaan (31 kes) dan pecah rumah & curi (12 kes). [Carta 2]

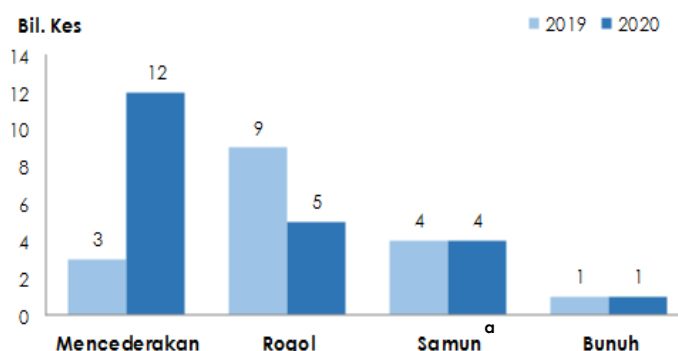
Paparan 3: Bilangan jenayah indeks, jenayah kekerasan dan jenayah harta benda yang dilaporkan, Perak Tengah, 2019 dan 2020



Sumber: Polis Diraja Malaysia

Nota: Jenayah indeks merangkumi jenayah kekerasan dan jenayah harta benda

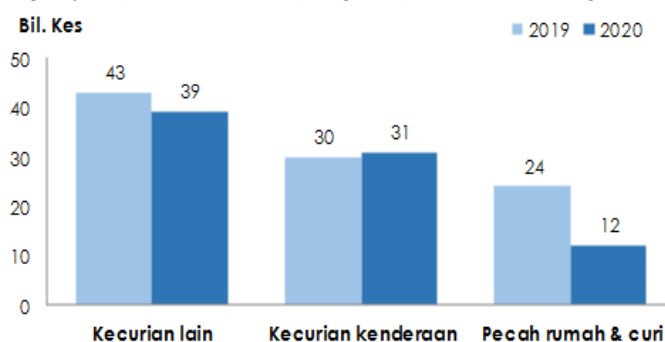
Carta 1: Bilangan jenayah kekerasan yang dilaporkan, Perak Tengah, 2019 dan 2020



Sumber: Polis Diraja Malaysia

Nota: ^a Termasuk samun berkawan bersenjata api, samun berkawan tidak bersenjata api, samun bersenjata api dan samun tidak bersenjata api

Carta 2: Bilangan jenayah harta benda yang dilaporkan, Perak Tengah, 2019 dan 2020



Sumber: Polis Diraja Malaysia

INTERNET DAN MEDIA SOSIAL

Perak Tengah mempunyai empat buah Pusat Internet Komuniti, sebuah Pusat Internet Desa dan sebuah Pusat Maklumat Rakyat pada 2020.

Jadual 3: Bilangan Pusat Internet Komuniti, Pusat Internet Desa dan Pusat Maklumat Rakyat, Perak Tengah, 2019 dan 2020

| Pusat | 2019 | 2020 |
|-------------------------|------|------|
| Pusat Internet Komuniti | 4 | 4 |
| Pusat Internet Desa | 1 | 1 |
| Pusat Maklumat Rakyat | 1 | 1 |

Sumber: Suruhanjaya Komunikasi dan Multimedia Malaysia

Kementerian Komunikasi dan Multimedia Malaysia






Muka surat ini sengaja dibiarkan kosong
This page is deliberately left blank



**PENJAJARAN
*SUSTAINABLE
DEVELOPMENT
GOALS (SDG)***

Muka surat ini sengaja dibiarkan kosong
This page is deliberately left blank

**PENJAJARAN MATLAMAT PEMBANGUNAN MAMPAN (SDG)
KEPADA MY LOCAL STATS/ MAPPING OF SUSTAINABLE
DEVELOPMENT GOALS (SDG) TO MY LOCAL STATS**

| Matlamat Goals | Indikator My Local Stats My Local Stats Indicators | Tahun/ Year | | |
|--|---|--|--|--------------|
| | | 2018 | 2019 | 2020 |
| Matlamat 1 Tiada Kemiskinan Goal 1 No Poverty  | 1. Pekali Gini / Gini Coefficient | 0.389 (2016) | 0.373 | n.a |
| | 2. Insiden kemiskinan/ Incidence of poverty | 10.9 (2016) | 10.0 | n.a |
| | 3. Ketua isi rumah miskin berdaftar dengan sistem eKasih/ Registered head of poor households with eKasih | 471 | 606 | 542 |
| Matlamat 2 Kelaparan Sifar Goal 2 Zero Hunger  | 1. Pengeluaran tanaman sayur-sayuran utama (Tan metrik)/ Production of main vegetables (Metric tonnes) | 526.6 | 659.2 | 925.9 |
| | 2. Pengeluaran tanaman ladang (Tan metrik)/ Production of cash crops (Metric tonnes) | 1,027.9 | 1,066.3 | 739.9 |
| | 3. Pengeluaran herba utama (Tan metrik)/ Production of main herbs (Metric tonnes) | Tiada Nil | Tiada Nil | Tiada Nil |
| | 4. Pengeluaran rempah ratus (Tan metrik)/ Production of spices (Metric tonnes) | 249.2 | 363.3 | 316.2 |
| | 5. Pengeluaran buah-buahan utama (Tan metrik)/ Production of main fruits (Metric tonnes) | 11,324.7 | 13,042.3 | 12,886.7 |
| | 6. Pengeluaran tanaman industri (Tan metrik)/ Production of industrial crops (Metric tonnes) | 337.5 | 80.9 | 165.5 |
| Matlamat 3 Kesihatan yang baik dan Kesejahteraan Goal 3 Good Health and Well-Being  | 1. Bilangan kelahiran hidup/ Number of live births | 1,627 | 1,624 | 1,565 |
| | 2. Bilangan kematian/ Number of deaths | 790 | 737 | 694 |
| | 3. Sebab-sebab utama kematian (disahkan secara perubatan)/ Main Causes of deaths (medically certified) | Ischaemic heart disease (114) | Ischaemic heart disease (103) | n.a |
| | 4. Sebab-sebab utama kematian (tidak disahkan secara perubatan)/ Main causes of deaths (non-medically certified) | Sakit tua 65 tahun & ke atas Old age 65 years and over (22) | Sakit tua 65 tahun & ke atas Old age 65 years and over (61) | n.a |
| | 5. Bilangan kemalangan jalan raya/ Number of road accidents | 1,098 | 1,109 | 841 |
| | 6. Bilangan kecederaan disebabkan kemalangan jalan raya/ Number of injuries due to road accidents | 39 | 38 | 35 |
| | 7. Bilangan kematian disebabkan kemalangan jalan raya/ Number of deaths due to road accidents | 39 | 38 | 27 |
| Matlamat 5 Kesaksamaan Gender Goal 5 Gender Equality  | 1. Bilangan perkahwinan Orang Islam/ Number of Muslims marriages | 763 | 709 | n.a |
| | 2. Bilangan perceraian Orang Islam/ Number of Muslims divorces | 144 | 202 | n.a |
| | 3. Bilangan perkahwinan Orang bukan Islam/ Number of non-Muslims marriages | 15 | 17 | n.a |
| | 4. Bilangan perceraian Orang bukan Islam/ Number of non-Muslims divorces | 4 | Tiada Nil | n.a |
| Matlamat 6 Air Bersih dan Sanitasi Goal 6 Clean Water and Sanitation  | 1. Peratusan isi rumah menerima kemudahan air paip di rumah/ Percentage households received piped water in the house | 100.0 (2016) | 99.8 | n.a |

Nota/ Notes:








Indikator pelengkap bagi Matlamat Pembangunan Mampaan (SDG)

Complimentary Indicators for Sustainable Development Goals (SDG)

n.a - Data tidak tersedia/ berkenaan

Data is not available/ applicable

**PENJAJARAN MATLAMAT PEMBANGUNAN MAMPAN (SDG)
KEPADA MY LOCAL STATS/ MAPPING OF SUSTAINABLE
DEVELOPMENT GOALS (SDG) TO MY LOCAL STATS**

| Matlamat Goals | Indikator My Local Stats My Local Stats Indicators | Tahun/ Year | | |
|---|--|-------------------|-------------------|-------------------|
| | | 2018 | 2019 | 2020 |
| Matlamat 7 Tenaga Mampu Milik dan Bersih Goal 7 Affordable and Clean Energy  | 1. Peratusan isi rumah menerima kemudahan bekalan elektrik/ Percentage households received accessible to electricity | 100.0 (2016) | 100.0 | n.a |
| Matlamat 8 Pekerjaan yang Sesuai dan Pertumbuhan Ekonomi Goal 8 Decent Work and Economic Growth  | 1. Tenaga buruh/ Labour force ('000) | 41.8 ^r | 42.8 ^r | 45.8 ^p |
| | 2. Bilangan pertubuhan/ Number of establishments | 1,867 | 1,775 | 1,773 |
| | • Pertanian/ Agriculture | 58 | 61 | 65 |
| | • Perlombongan & Pengkuarian/ Mining & Quarrying | Tiada Nil | Tiada Nil | * |
| | • Pembuatan/ Manufacturing | 61 | 52 | 57 |
| | • Pembinaan/ Construction | 160 | 162 | 163 |
| • Perkhidmatan/ Services | 1,588 | 1,500 | 1,488 | |
| Matlamat 9 Industri, Inovasi dan Infrastruktur Goal 9 Industry, Innovation and Infrastructure  | 1. Panjang jalan/ Road length (KM) | 2,267.8 | 2,277.9 | 2,360.7 |
| Matlamat 10 Mengurangkan Ketidaksamaan Goal 10 Reduced Inequalities  | 1. Pendapatan isi rumah kasar bulanan penengah/ Median of monthly household gross income (RM) | 3,466 (2016) | 4,097 | n.a |
| | 2. Pendapatan isi rumah kasar bulanan purata/ Mean of monthly household gross income (RM) | 4,552 (2016) | 5,390 | n.a |
| Matlamat 11 Bandar dan Komuniti yang Mampuan Goal 11 Sustainable Cities and Communities  | 1. Projek Perumahan Rakyat (PPR) siap dibina/ People's housing project completed | 99 | Tiada Nil | Tiada Nil |
| Matlamat 12 Penggunaan dan Pengeluaran yang Bertanggungjawab Goal 12 Responsible Consumption and Production  | 1. Sisa perbandaran yang dirawat/ Municipal waste treated Anggaran purata berat sisa yang dilupuskan setiap hari (Tan metrik/hari) Estimated average weight of waste disposed daily (Metric tonnes/day) | 80 | Tiada Nil | Tiada Nil |
| Matlamat 16 Keamanan, Keadilan dan Institusi yang Teguh Goal 16 Peace, Justice and Strong Institutions  | 1. Jenayah kekerasan yang dilaporkan kepada PDRM/ Violent crime reported to PDRM (Bilangan/ Number) | 11 | 17 | 22 |

Nota/ Notes:

Indikator pelengkap bagi Matlamat Pembangunan Mampuan (SDG)

Complimentary Indicators for Sustainable Development Goals (SDG)

* Pertanian termasuk Perlombongan & Pengkuarian

Agriculture including Mining & Quarrying

n.a - Data tidak tersedia/ berkenaan

Data is not available/ applicable



INDIKATOR SOSIAL

Muka surat ini sengaja dibiarkan kosong
This page is deliberately left blank

INDIKATOR SOSIAL

1
MAKLUMAT ASAS

Muka surat ini sengaja dibiarkan kosong
This page is deliberately left blank

Jadual 1 : Statistik terpilih maklumat asas, daerah pentadbiran Perak Tengah, Perak

Table 1 : Selected statistics of basic information, Perak Tengah administrative district, Perak

| | 2018 | 2019 | 2020 |
|--|----------------|----------------|----------------|
| Luas kawasan (km²) <i>Land area</i> | 1,282 | 1,282 | 1,282 |
| Panjang jalan negeri (km) <i>Length of state road</i> | 2,267.8 | 2,277.9 | 2,360.7 |
| Jabatan Kerja Raya <i>Public Works Department</i> | 268.3 | 268.3 | 269.7 |
| Pihak Berkuasa Tempatan <i>Local Authority</i> | 268.3 | 303.1 | 334.1 |
| Pejabat Daerah & Tanah <i>Land & District Office</i> | 283.0 | 275.8 | 312.4 |
| Jabatan Pengairan & Saliran <i>Department of Irrigation & Drainage</i> | 1,448.2 | 1,430.7 | 1,444.6 |

Sumber: Jabatan Ukur dan Pemetaan Malaysia

Jabatan Kerja Raya Malaysia

Source: Department of Survey and Mapping Malaysia

Public Works Department Malaysia

Nota/ Note :

Statistik jalan negeri mengikut daftar MARRIS sehingga 31 Disember pada tahun tersebut berdasarkan laporan MARRIS online bertarikh 18 Januari tahun berikutnya

State road statistics by MARRIS registered up to 31st December at that year is based on MARRIS online report dated 18th January for the following year

Muka surat ini sengaja dibiarkan kosong
This page is deliberately left blank

INDIKATOR SOSIAL

2

PENDUDUK

Muka surat ini sengaja dibiarkan kosong
This page is deliberately left blank

Jadual 2 : Statistik terpilih penduduk, daerah pentadbiran Perak Tengah, Perak

Table 2 : Selected statistics of population, Perak Tengah administrative district, Perak

| | 2018 | 2019 | 2020 |
|--|--------------|--------------|--------------|
| Jumlah penduduk ('000) <i>Total population</i> | 111.2 | 111.9 | 112.3 |
| Lelaki/ Male | 55.8 | 56.1 | 56.1 |
| Perempuan/ Female | 55.5 | 55.9 | 56.2 |
| Warganegara <i>Citizens</i> | 106.2 | 107.1 | 108.0 |
| Bumiputera | 103.2 | 104.1 | 105.0 |
| Cina/ Chinese | 1.3 | 1.3 | 1.3 |
| India/ Indians | 1.4 | 1.4 | 1.4 |
| Lain-lain/ Others | 0.3 | 0.3 | 0.3 |
| Bukan warganegara <i>Non-citizens</i> | 5.0 | 4.8 | 4.4 |
| Kumpulan umur <i>Age group</i> | 111.2 | 111.9 | 112.3 |
| 0-14 tahun/ 0-14 years | 27.4 | 27.2 | 27.0 |
| 15-64 tahun/ 15-64 years | 75.0 | 75.5 | 75.8 |
| 65 tahun dan ke atas/ 65 years and above | 8.8 | 9.2 | 9.6 |
| Kadar pertumbuhan penduduk tahunan (%) <i>Annual population growth rate</i> | 0.8 | 0.6 | 0.4 |
| Kepadatan penduduk (per km²) <i>Population density (per km²)</i> | 87 | 87 | 88 |
| Tempat kediaman('000) <i>Living quarters</i> | 31.3 | 31.7 | 32.0 |
| Isi rumah ('000) <i>Household</i> | 28.9 | 29.4 | 29.8 |
| Purata saiz isi rumah <i>Average size of household</i> | 3.9 | 3.8 | 3.8 |

Sumber: Jabatan Perangkaan Malaysia
Source: Department of Statistics Malaysia

Nota/ Notes :**1. Anggaran Penduduk Semasa berasaskan data Banci Penduduk dan Perumahan Malaysia 2010***Current Population Estimates based on the Population and Housing Census of Malaysia 2010***2. Data ini akan disemak semula setelah dapatan Banci Penduduk dan Perumahan Malaysia 2020 diperolehi***This data will be reviewed once the results of the Population and Housing Census of Malaysia 2020 are obtained***3. Hasil tambah mungkin berbeza kerana pembundaran***The added total may differs due to rounding*

Jadual 2 : Statistik terpilih penduduk, daerah pentadbiran Perak Tengah, Perak (samb.)

Table 2 : Selected statistics of population, Perak Tengah administrative district, Perak (cont'd)

| | 2018 | 2019 | 2020 |
|--------------------------------------|--------------|--------------|--------------|
| Kelahiran hidup | 1,627 | 1,624 | 1,565 |
| <i>Live births</i> | | | |
| Lelaki/ Male | 831 | 807 | 862 |
| Perempuan/ Female | 796 | 817 | 703 |
| Kematian | 790 | 737 | 694 |
| <i>Deaths</i> | | | |
| Lelaki/ Male | 426 | 398 | 359 |
| Perempuan/ Female | 364 | 339 | 335 |
| Pertambahan semula jadi | 837 | 887 | 871 |
| <i>Natural increase</i> | | | |
| Lelaki/ Male | 405 | 409 | 503 |
| Perempuan/ Female | 432 | 478 | 368 |
| Kadar kelahiran kasar | 14.5 | 14.3 | 13.9 |
| <i>Crude births rate</i> | | | |
| Lelaki/ Male | 14.7 | 14.1 | 15.4 |
| Perempuan/ Female | 14.3 | 14.5 | 12.5 |
| Kadar kematian kasar | 7.0 | 6.5 | 6.2 |
| <i>Crude deaths rate</i> | | | |
| Lelaki/ Male | 7.5 | 7.0 | 6.4 |
| Perempuan/ Female | 6.5 | 6.0 | 6.0 |
| | 2017 | 2018 | 2019 |
| Bilangan perkahwinan | 755 | 778 | 726 |
| <i>Number of marriages</i> | | | |
| Orang Islam/ Muslim | 740 | 763 | 709 |
| Orang bukan Islam/ non-Muslim | 15 | 15 | 17 |
| Bilangan perceraian | 162 | 148 | 202 |
| <i>Number of divorces</i> | | | |
| Orang Islam/ Muslim | 156 | 144 | 202 |
| Orang bukan Islam/ non-Muslim | 6 | 4 | - |

Sumber: Jabatan Perangkaan Malaysia

Source: Department of Statistics Malaysia

Nota/ Notes :**1. Kadar kelahiran kasar dan kadar kematian kasar bagi setiap 1,000 penduduk***Crude births rate and crude deaths rate per 1,000 population***2. Hasil tambah angka mengikut daerah pentadbiran adalah tidak sama dengan statistik perkahwinan Orang Islam yang dipaparkan di peringkat negeri khusus bagi Kelantan dan Sarawak. Maklumat tempat kediaman perkahwinan dalam negeri bagi Kelantan dan Sarawak adalah tidak tersedia bagi membolehkan penyusunan mengikut daerah pentadbiran dilaksanakan.***The sum by administrative district is not equal to Muslim marriage statistics reported at the state level specifically for Kelantan and Sarawak. The place of residence of intra-marriage for Kelantan and Sarawak are not available to enable compilation by administrative district.***3. Statistik perceraian tidak boleh dibuat perbandingan dengan statistik perkahwinan tahun semasa. Statistik perceraian adalah merujuk kepada tarikh selesai dengan sabitan oleh Mahkamah Syariah atau Sivil.***The divorce statistics cannot be compared with the current year marriage statistics. The divorce statistics refer to the date of order issued by Syariah or Civil Court.*

INDIKATOR SOSIAL

PERUMAHAN



Muka surat ini sengaja dibiarkan kosong
This page is deliberately left blank

Jadual 3 : Statistik terpilih perumahan, daerah pentadbiran Perak Tengah, Perak

Table 3 : Selected statistics of housing, Perak Tengah administrative district, Perak

| | 2018 | 2019 | 2020 |
|--|---------------|---------------|---------------|
| Bilangan stok unit kediaman sedia ada | 11,001 | 11,509 | 11,601 |
| <i>Number of existing stock residential units</i> | | | |
| Sesebuah/ Detach | 1,132 | 1,165 | 1,165 |
| Rumah berkembar/ Semi-detach | 1,622 | 1,734 | 1,764 |
| Teres/ Terrace | 5,000 | 5,363 | 5,425 |
| Rumah bandar/ Town house | - | - | - |
| Kelompok/ Cluster | - | - | - |
| Rumah kos rendah/ Low cost house | 3,247 | 3,247 | 3,247 |
| Rumah flat kos rendah/ Low cost flat | - | - | - |
| Rumah pangsa/ Flat | - | - | - |
| Kondominium/Pangsapuri/ Condominium/Apartment | - | - | - |
| Bilangan unit kediaman yang siap dibina | 55 | 81 | - |
| <i>Number of completed residential units</i> | | | |
| Sesebuah/ Detach | 10 | - | - |
| Rumah berkembar/ Semi-detach | 24 | 64 | - |
| Teres/ Terrace | 21 | 17 | - |
| Rumah bandar/ Town house | - | - | - |
| Kelompok/ Cluster | - | - | - |
| Rumah kos rendah/ Low cost house | - | - | - |
| Rumah flat kos rendah/ Low cost flat | - | - | - |
| Rumah pangsa/ Flat | - | - | - |
| Kondominium/Pangsapuri/ Condominium/Apartment | - | - | - |
| Bilangan penawaran unit kediaman akan datang | 1,680 | 1,633 | 1,832 |
| <i>Number of incoming supply of residential units</i> | | | |
| Sesebuah/ Detach | 770 | 737 | 737 |
| Rumah berkembar/ Semi-detach | 230 | 118 | 118 |
| Teres/ Terrace | 680 | 778 | 977 |
| Rumah bandar/ Town house | - | - | - |
| Kelompok/ Cluster | - | - | - |
| Rumah kos rendah/ Low cost house | - | - | - |
| Rumah flat kos rendah/ Low cost flat | - | - | - |
| Rumah pangsa/ Flat | - | - | - |
| Kondominium/Pangsapuri/ Condominium/Apartment | - | - | - |
| Bilangan penawaran unit kediaman yang dirancang | 825 | 1,391 | 1,923 |
| <i>Number of planned supply of residential units</i> | | | |
| Sesebuah/ Detach | 6 | 6 | 6 |
| Rumah berkembar/ Semi-detach | 28 | 28 | 67 |
| Teres/ Terrace | 717 | 503 | 996 |
| Rumah bandar/ Town house | - | - | - |
| Kelompok/ Cluster | 74 | 74 | 74 |
| Rumah kos rendah/ Low cost house | - | - | - |
| Rumah flat kos rendah/ Low cost flat | - | - | - |
| Rumah pangsa/ Flat | - | - | - |
| Kondominium/Pangsapuri/ Condominium/Apartment | - | 780 | 780 |

Sumber: Laporan Stok Harta Kediaman, NAPIC, Jabatan Penilaian dan Perkhidmatan Harta
Source: Residential Property Stock Report, NAPIC, Valuation and Property Services Department

Jadual 3 : Statistik terpilih perumahan, daerah pentadbiran Perak Tengah , Perak (samb.)

Table 3 : Selected statistics of housing, Perak Tengah administrative district, Perak (cont'd)

| | 2018 | 2019 | 2020 |
|--|---------|---------|---------|
| Trend harga median rumah (RM) | | | |
| <i>Median house price trend</i> | | | |
| Sesebuah/ Detached | 80,000 | 121,000 | 110,000 |
| Rumah berkembar/ Semi-detached | 328,888 | 254,400 | 270,000 |
| Teres/ Terrace | 263,500 | 242,625 | 229,000 |
| Rumah bandar/ Town house | - | - | - |
| Kelompok/ Cluster | - | - | - |
| Rumah kos rendah/ Low cost house | 120,000 | 100,000 | 130,000 |
| Rumah flat kos rendah/ Low cost flat | - | - | - |
| Rumah pangsa/ Flat | - | - | - |
| Kondominium/Pangsapuri/ Condominium/Apartment | - | - | - |
| Statistik unit Projek Perumahan Rakyat (PPR) yang disiapkan^a | | | |
| <i>Statistics of completed People's Housing Programme (PHP) unit</i> | | | |
| Dimiliki/ Owned | 99 | - | - |
| Disewa/ Rent | - | - | - |
| Statistik program baik pulih rumah daif di bandar | n.a | n.a | 6 |
| <i>Statistics of poor house repair programme in town</i> | | | |
| | 2014 | 2016 | 2019 |
| Peratusan isi rumah^b (%) | | | |
| <i>Percentage of household</i> | | | |
| Dimiliki/ Owned | 81.6 | 80.3 | 82.1 |
| Disewa/ Rent | 10.5 | 12.9 | 12.6 |
| Kuarters/ Quarters | 7.9 | 6.8 | 5.3 |

Sumber: Laporan Stok Harta Kediaman, NAPIC, Jabatan Penilaian dan Perkhidmatan Harta

Kementerian Perumahan dan Kerajaan Tempatan

Jabatan Perangkaan Malaysia

Source: Residential Property Stock Report, NAPIC, Valuation and Property Services Department

Ministry of Housing and Local Government

Department of Statistics Malaysia

Nota/ Notes :^a Maklumat PPR yang dipaparkan adalah berdasarkan unit PPR yang siap pada tahun tersebut*The PHP information is displayed based on the PHP units completed in that year*^b Hasil tambah mungkin berbeza kerana pembundaran*The added total may differs due to rounding*

n.a - Data tidak tersedia/berkenaan

Data is not available/applicable

INDIKATOR SOSIAL

GUNA TENAGA



Muka surat ini sengaja dibiarkan kosong
This page is deliberately left blank

Jadual 4 : Statistik terpilih guna tenaga, daerah pentadbiran Perak Tengah, Perak*Table 4 : Selected statistics of employment, Perak Tengah administrative district, Perak*

| | 2018 ^r | 2019 ^r | 2020 ^p |
|--|-------------------|-------------------|-------------------|
| Statistik utama tenaga buruh | | | |
| <i>Principal statistics of labour force</i> | | | |
| Tenaga buruh ('000) <i>Labour force</i> | 41.8 | 42.8 | 45.8 |
| Penduduk bekerja ('000) <i>Employed persons</i> | 40.4 | 41.3 | 43.4 |
| Penganggur ('000) <i>Unemployed</i> | 1.4 | 1.5 | 2.3 |
| Luar tenaga buruh ('000) <i>Outside labour force</i> | 28.5 | 28.5 | 28.0 |
| Kadar penyertaan tenaga buruh (%) <i>Labour force participation rate</i> | 59.4 | 60.1 | 62.0 |
| Kadar pengangguran (%) <i>Unemployment rate</i> | 3.4 | 3.5 | 5.1 |

Sumber: Jabatan Perangkaan Malaysia
Source: Department of Statistics Malaysia

Nota/ Notes:

^r **Dikemaskini**
Revised

^p **Permulaan**
Preliminary

Statistik Tenaga Buruh mengikut daerah pentadbiran digunakan secara berhati-hati kerana faktor ralat piawai relatif yang tinggi
Labour Force Statistics by administrative district to be used with caution due to high relative standard error (RSE)

Jadual 4 : Statistik terpilih guna tenaga, daerah pentadbiran Perak Tengah, Perak (samb)

Table 4 : Selected statistics of employment, Perak Tengah administrative district, Perak (cont'd)

| | 2018 | 2019 | 2020 |
|---|------|------|------|
| Bilangan pekerja yang diberhentikan mengikut industri <i>Number of employees retrenched by industry</i> | - | - | 5 |
| Pertanian, perhutanan dan perikanan <i>Agriculture, forestry and fisheries</i> | - | - | - |
| Perlombongan dan pengkuarian <i>Mining and quarrying</i> | - | - | - |
| Pembuatan <i>Manufacturing</i> | - | - | 5 |
| Bekalan elektrik, gas, wap dan pendingin udara <i>Electricity, gas, steam and air conditioning supply</i> | - | - | - |
| Bekalan air; pembentungan, pengurusan sisa dan aktiviti pemulihan <i>Water supply; sewerage, waste management and remediation activities</i> | - | - | - |
| Pembinaan <i>Construction</i> | - | - | - |
| Perdagangan borong dan runcit; pembaikan kenderaan bermotor dan motosikal <i>Wholesale and retail trade; repair of motor vehicles and motorcycles</i> | - | - | - |
| Pengangkutan dan penyimpanan <i>Transport and storage</i> | - | - | - |
| Penginapan dan aktiviti perkhidmatan makanan dan minuman <i>Accommodation and food and beverage service activities</i> | - | - | - |
| Maklumat dan komunikasi <i>Information and communication</i> | - | - | - |
| Aktiviti kewangan dan insurans/ takaful <i>Financial and insurance/ takaful activities</i> | - | - | - |
| Aktiviti hartanah <i>Real estate activities</i> | - | - | - |
| Aktiviti profesional, saintifik dan teknikal <i>Professional, scientific and technical activities</i> | - | - | - |
| Aktiviti pentadbiran dan khidmat sokongan <i>Administrative and support service activities</i> | - | - | - |
| Pentadbiran awam dan pertahanan; aktiviti keselamatan sosial wajib <i>Public administration and defence; compulsory social security activities</i> | - | - | - |
| Pendidikan <i>Education</i> | - | - | - |
| Aktiviti kesihatan kemanusiaan dan kerja sosial <i>Human health and social work activities</i> | - | - | - |
| Kesenian, hiburan dan rekreasi <i>Arts, entertainment and recreation</i> | - | - | - |
| Aktiviti perkhidmatan lain <i>Other service activities</i> | - | - | - |
| Aktiviti isi rumah sebagai majikan <i>Activities of households as employers</i> | - | - | - |
| Aktiviti badan dan pertubuhan luar wilayah <i>Activities of extraterritorial organizations and bodies</i> | - | - | - |

Sumber: Kementerian Sumber Manusia

Source: Ministry of Human Resources

Nota/ Note :

Data merangkumi Pemberhentian Tetap dan Pemberhentian Secara Sukarela (VSS)

Data includes Voluntary Retirement and Voluntary Retrenchment (VSS)

INDIKATOR SOSIAL

5
**PENDAPATAN DAN
PERBELANJAAN
ISI RUMAH**

Muka surat ini sengaja dibiarkan kosong
This page is deliberately left blank

Jadual 5 : Statistik terpilih pendapatan dan perbelanjaan isi rumah, daerah pentadbiran Perak Tengah, Perak
 Table 5 : Selected statistics household income and expenditure, Perak Tengah administrative district, Perak

| | 2016 | 2019 |
|---|-------|-------|
| Pendapatan isi rumah kasar bulanan | | |
| <i>Monthly statistics household gross income</i> | | |
| Penengah (RM) | 3,466 | 4,097 |
| <i>Median</i> | | |
| Purata (RM) | 4,552 | 5,390 |
| <i>Mean</i> | | |
| Perbelanjaan isi rumah kasar bulanan | | |
| <i>Monthly statistics household gross expenditure</i> | | |
| Penengah (RM) | 2,272 | 2,718 |
| <i>Median</i> | | |
| Purata (RM) | 3,012 | 3,492 |
| <i>Mean</i> | | |
| Pekali Gini dan insiden kemiskinan | | |
| <i>Gini Coefficient and incidence of poverty</i> | | |
| Pekali Gini | 0.389 | 0.373 |
| <i>Gini Coefficient</i> | | |
| Insiden kemiskinan | 10.9 | 10.0 |
| <i>Incidence of poverty</i> | | |

Sumber: Jabatan Perangkaan Malaysia
 Source: Department of Statistics Malaysia

Nota/ Note:

0.0 menunjukkan nilai yang kurang daripada 0.05 peratus

0.0 shows the value is less than 0.05 percent

Muka surat ini sengaja dibiarkan kosong
This page is deliberately left blank

INDIKATOR SOSIAL

PENDIDIKAN



Muka surat ini sengaja dibiarkan kosong
This page is deliberately left blank

Jadual 6 : Statistik terpilih pendidikan, daerah pentadbiran Perak Tengah, Perak

Table 6 : Selected statistics of education, Perak Tengah administrative district, Perak

| | 2018 | 2019 | 2020 |
|--|--------------|--------------|--------------|
| Sekolah kerajaan/ Government school | | | |
| Bilangan sekolah | | | |
| <i>Number of schools</i> | | | |
| Sekolah rendah | 58 | 58 | 58 |
| <i>Primary school</i> | | | |
| Sekolah menengah | 16 | 16 | 16 |
| <i>Secondary school</i> | | | |
| Bilangan guru | | | |
| <i>Number of teachers</i> | | | |
| Sekolah rendah | 1,177 | 1,146 | 1,136 |
| <i>Primary school</i> | | | |
| Lelaki/ Male | 361 | 352 | 358 |
| Perempuan/ Female | 816 | 794 | 778 |
| Sekolah menengah | 957 | 938 | 927 |
| <i>Secondary school</i> | | | |
| Lelaki/ Male | 362 | 349 | 336 |
| Perempuan/ Female | 595 | 589 | 591 |
| Bilangan murid | | | |
| <i>Number of pupils</i> | | | |
| Sekolah rendah | 9,310 | 9,440 | 9,330 |
| <i>Primary school</i> | | | |
| Lelaki/ Male | 4,731 | 4,801 | 4,779 |
| Perempuan/ Female | 4,579 | 4,639 | 4,551 |
| Sekolah menengah | 8,771 | 8,339 | 7,939 |
| <i>Secondary school</i> | | | |
| Lelaki/ Male | 4,398 | 4,151 | 3,994 |
| Perempuan/ Female | 4,373 | 4,188 | 3,945 |

Sumber: Kementerian Pendidikan Malaysia

Source: Ministry of Education Malaysia

Nota/ Notes :**1. Data seperti pada 30 Jun***Data as at 30th June***2. Data termasuk sekolah bantuan kerajaan***Data includes government-aided schools*

Jadual 6 : Statistik terpilih pendidikan, daerah pentadbiran Perak Tengah, Perak (samb.)
 Table 6 : Selected statistics of education, Perak Tengah administrative district, Perak (cont'd)

| | 2020 |
|--|------------|
| Sekolah swasta/ Private school | |
| Bilangan sekolah | |
| <i>Number of schools</i> | |
| Sekolah rendah | n.a |
| <i>Primary school</i> | |
| Akademik/ Academic | n.a |
| Agama/ Religious | n.a |
| Sekolah menengah | n.a |
| <i>Secondary school</i> | |
| Akademik/ Academic | n.a |
| Agama/ Religious | n.a |
| MP Cina/ PC Sec. | n.a |
| Sekolah Pendidikan Khas/ Special Education School | n.a |
| Sekolah Antarabangsa/ International School | n.a |
| Sekolah Ekspatriat/ Expatriate School | n.a |
| Bilangan guru | |
| <i>Number of teachers</i> | |
| Sekolah rendah | n.a |
| <i>Primary school</i> | |
| Akademik/ Academic | n.a |
| Agama/ Religious | n.a |
| Sekolah menengah | n.a |
| <i>Secondary school</i> | |
| Akademik/ Academic | n.a |
| Agama/ Religious | n.a |
| MP Cina/ PC Sec. | n.a |
| Sekolah Pendidikan Khas/ Special Education School | n.a |
| Sekolah Antarabangsa/ International School | n.a |
| Sekolah Ekspatriat/ Expatriate School | n.a |
| Bilangan murid | |
| <i>Number of pupils</i> | |
| Sekolah rendah | n.a |
| <i>Primary school</i> | |
| Akademik/ Academic | n.a |
| Agama/ Religious | n.a |
| Sekolah menengah | n.a |
| <i>Secondary school</i> | |
| Akademik/ Academic | n.a |
| Agama/ Religious | n.a |
| MP Cina/ PC Sec. | n.a |
| Sekolah Pendidikan Khas/ Special Education School | n.a |
| Sekolah Antarabangsa/ International School | n.a |
| Sekolah Ekspatriat/ Expatriate School | n.a |

Sumber: Kementerian Pendidikan Malaysia

Source: Ministry of Education Malaysia

Nota/ Notes:

1. Data seperti pada 30 Jun

Data as at 30th June

2. MP Cina merujuk kepada Sekolah Menengah Persendirian Cina

PC Sec. refers to Private Chinese Secondary School

n.a - Data tidak tersedia/ berkenaan

Data is not available/ applicable

Jadual 6 : Statistik terpilih pendidikan, daerah pentadbiran Perak Tengah, Perak (samb.)

Table 6 : Selected statistics of education, Perak Tengah administrative district, Perak (cont'd)

| | 2018 | 2019 | 2020 |
|---|------|------|------|
| Sekolah rendah <i>Primary school</i> | | | |
| Bilangan sekolah <i>Number of schools</i> | n.a | 4 | n.a |
| Sekolah Rendah Agama Negeri (SRAN) <i>State Religious Primary School</i> | n.a | - | n.a |
| Sekolah Rendah Agama Rakyat (SRAR) <i>People Religious Primary School</i> | n.a | 4 | n.a |
| Bilangan guru <i>Number of teachers</i> | n.a | 33 | n.a |
| Lelaki/ Male | n.a | 12 | n.a |
| Perempuan/ Female | n.a | 21 | n.a |
| Sekolah Rendah Agama Negeri (SRAN) <i>State Religious Primary School</i> | n.a | - | n.a |
| Lelaki/ Male | n.a | - | n.a |
| Perempuan/ Female | n.a | - | n.a |
| Sekolah Rendah Agama Rakyat (SRAR) <i>People Religious Primary School</i> | n.a | 33 | n.a |
| Lelaki/ Male | n.a | 12 | n.a |
| Perempuan/ Female | n.a | 21 | n.a |
| Bilangan murid <i>Number of pupils</i> | n.a | 793 | n.a |
| Lelaki/ Male | n.a | 436 | n.a |
| Perempuan/ Female | n.a | 357 | n.a |
| Sekolah Rendah Agama Negeri (SRAN) <i>State Religious Primary School</i> | n.a | - | n.a |
| Lelaki/ Male | n.a | - | n.a |
| Perempuan/ Female | n.a | - | n.a |
| Sekolah Rendah Agama Rakyat (SRAR) <i>People Religious Primary School</i> | n.a | 793 | n.a |
| Lelaki/ Male | n.a | 436 | n.a |
| Perempuan/ Female | n.a | 357 | n.a |

Sumber: Jabatan Kemajuan Islam Malaysia

Source: Department of Islamic Development Malaysia

Nota/ Notes :**1. Data seperti pada 30 Jun***Data as at 30th June***2. Sekolah Agama adalah di bawah seliaan Jabatan Agama Islam Negeri***Religious School supervised by State Islamic Department***n.a - Data tidak tersedia/ berkenaan***Data is not available/ applicable*

Jadual 6 : Statistik terpilih pendidikan, daerah pentadbiran Perak Tengah, Perak (samb.)

Table 6 : Selected statistics of education, Perak Tengah administrative district, Perak (cont'd)

| | 2018 | 2019 | 2020 |
|---|------|------|------|
| Sekolah menengah <i>Secondary school</i> | | | |
| Bilangan sekolah <i>Number of schools</i> | n.a | 1 | n.a |
| Sekolah Menengah Agama Negeri (SMAN) <i>State Religious Secondary School</i> | n.a | 1 | n.a |
| Sekolah Menengah Agama Rakyat (SMAR) <i>People Religious Secondary School</i> | n.a | - | n.a |
| Bilangan guru <i>Number of teachers</i> | n.a | 11 | n.a |
| Lelaki/ Male | n.a | 5 | n.a |
| Perempuan/ Female | n.a | 6 | n.a |
| Sekolah Menengah Agama Negeri (SMAN) <i>State Religious Secondary School</i> | n.a | 11 | n.a |
| Lelaki/ Male | n.a | 5 | n.a |
| Perempuan/ Female | n.a | 6 | n.a |
| Sekolah Menengah Agama Rakyat (SMAR) <i>People Religious Secondary School</i> | n.a | - | n.a |
| Lelaki/ Male | n.a | - | n.a |
| Perempuan/ Female | n.a | - | n.a |
| Bilangan murid <i>Number of pupils</i> | n.a | 547 | n.a |
| Lelaki/ Male | n.a | 272 | n.a |
| Perempuan/ Female | n.a | 275 | n.a |
| Sekolah Menengah Agama Negeri (SMAN) <i>State Religious Secondary School</i> | n.a | 547 | n.a |
| Lelaki/ Male | n.a | 272 | n.a |
| Perempuan/ Female | n.a | 275 | n.a |
| Sekolah Menengah Agama Rakyat (SMAR) <i>People Religious Secondary School</i> | n.a | - | n.a |
| Lelaki/ Male | n.a | - | n.a |
| Perempuan/ Female | n.a | - | n.a |

Sumber: Jabatan Kemajuan Islam Malaysia

Source: Department of Islamic Development Malaysia

Nota/ Notes :

1. Data seperti pada 30 Jun

Data as at 30th June

2. Sekolah Agama adalah di bawah seliaan Jabatan Agama Islam Negeri

Religious School supervised by State Islamic Department

n.a - Data tidak tersedia/ berkenaan

Data is not available/ applicable

Jadual 6 : Statistik terpilih pendidikan, daerah pentadbiran Perak Tengah, Perak (samb.)*Table 6 : Selected statistics of education, Perak Tengah administrative district, Perak (cont'd)*

| | 2018 | 2019 | 2020 |
|--|------------|------------|------------|
| Graduan institusi pendidikan tinggi (warganegara) <i>Higher education institution graduates (citizens)</i> | | | |
| Sudah bekerja <i>Employed</i> | 795 | 944 | 687 |
| Lelaki/ Male | 360 | 423 | 308 |
| Perempuan/ Female | 435 | 521 | 379 |
| Belum bekerja <i>Unemployed</i> | 309 | 205 | 216 |
| Lelaki/ Male | 123 | 78 | 83 |
| Perempuan/ Female | 186 | 127 | 133 |

Sumber: Kementerian Pengajian Tinggi*Source: Ministry of Higher Education***Nota/ Note :****Daerah pentadbiran merujuk kepada daerah bermastautin***The administrative district refers to residential district*

Muka surat ini sengaja dibiarkan kosong
This page is deliberately left blank

INDIKATOR SOSIAL

KESIHATAN

Muka surat ini sengaja dibiarkan kosong
This page is deliberately left blank

Jadual 7 : Statistik terpilih kesihatan, daerah pentadbiran Perak Tengah, Perak

Table 7 : Selected statistics of health, Perak Tengah administrative district, Perak

| | 2017 | 2018 | 2019 |
|---|------|------|------|
| Bilangan hospital dan katil | | | |
| <i>Number of hospitals and beds</i> | | | |
| Kerajaan | | | |
| <i>Government</i> | | | |
| Kementerian Kesihatan Malaysia (KKM) | | | |
| <i>Ministry of Health Malaysia (MOH)</i> | | | |
| Hospital | 1 | 1 | 1 |
| Katil/ Bed | 50 | 50 | 50 |
| Institusi perubatan khas | | | |
| <i>Special medical institution</i> | | | |
| Hospital | - | - | - |
| Katil/ Bed | - | - | - |
| Bukan KKM | | | |
| <i>Non-MOH</i> | | | |
| Hospital | - | - | - |
| Katil/ Bed | - | - | - |
| Swasta^a | | | |
| <i>Private</i> | | | |
| Hospital | n.a | n.a | n.a |
| Katil/ Bed | n.a | n.a | n.a |
| Bilangan klinik kerajaan | | | |
| <i>Number of government clinics</i> | | | |
| Klinik kesihatan^b | 9 | 9 | 9 |
| <i>Health clinic</i> | | | |
| Klinik desa | 31 | 31 | 31 |
| <i>Rural clinic</i> | | | |
| Klinik komuniti | 2 | 2 | 1 |
| <i>Community clinic</i> | | | |

Sumber: Kementerian Kesihatan Malaysia

Source: Ministry of Health Malaysia

Nota/ Notes :

^a Merujuk kepada hospital swasta, rumah rawatan, rumah bersalin dan hospis

Refers to private hospital, home treatment, maternity home and hospice

^b Klinik kesihatan termasuk klinik kesihatan ibu dan anak

Health clinics Includes maternal and child health clinics

n.a - Data tidak tersedia/ berkenaan

Data is not available/ applicable

Jadual 7 : Statistik terpilih kesihatan, daerah pentadbiran Perak Tengah, Perak (samb.)

Table 7 : Selected statistics of health, Perak Tengah administrative district, Perak (cont'd)

| | 2017 | 2018 | 2019 |
|---|-------------|-------------|-------------|
| Sebab utama kematian | | | |
| <i>Principal causes of deaths</i> | | | |
| Jumlah kematian yang disahkan secara perubatan | 437 | 755 | 624 |
| <i>Total of medically certified deaths</i> | | | |
| <i>Ischaemic heart diseases</i> | 66 | 114 | 103 |
| <i>Pneumonia</i> | 59 | 108 | 69 |
| <i>Cerebrovascular diseases</i> | 31 | 58 | 50 |
| <i>Transport accidents</i> | 31 | 29 | 23 |
| <i>Malignant neoplasm of trachea, bronchus and lung</i> | 9 | 10 | 12 |
| <i>Chronic lower respiratory diseases</i> | 7 | 18 | 10 |
| Jumlah kematian yang tidak disahkan secara perubatan | 242 | 35 | 113 |
| <i>Total of non-medically certified deaths</i> | | | |
| <i>Sakit tua 65 tahun dan lebih</i> | 151 | 22 | 61 |
| <i>Kencing manis</i> | 8 | 3 | 5 |
| <i>Penyakit jantung iskemia</i> | 4 | - | 5 |
| <i>Darah tinggi</i> | 4 | - | 5 |
| <i>Penyakit serebrovaskular</i> | 3 | 2 | 3 |
| <i>Lelah</i> | 6 | - | 1 |
| <i>Barah payu dara</i> | 4 | - | - |
| <i>Penyakit hati</i> | - | 1 | - |
| | 2018 | 2019 | 2020 |
| Kadar mortaliti | | | |
| <i>Mortality rate</i> | | | |
| Perinatal | 6.7 | 6.7 | 5.7 |
| Lelaki/ Male | 6.0 | 7.4 | 8.1 |
| Perempuan/ Female | 7.5 | 6.1 | 2.8 |
| Neonatal^a | 5.5 | 2.5 | 3.8 |
| Lelaki/ Male | 3.6 | 2.5 | 5.8 |
| Perempuan/ Female | 7.5 | 2.4 | 1.4 |
| Bayi^a | 8.0 | 4.3 | 4.5 |
| <i>Infant</i> | | | |
| Lelaki/ Male | 7.2 | 5.0 | 7.0 |
| Perempuan/ Female | 8.8 | 3.7 | 1.4 |
| Kanak-kanak 1-4 tahun^b | 0.3 | 0.3 | 0.3 |
| <i>Toddler aged 1-4</i> | | | |
| Lelaki/ Male | 0.3 | 0.3 | 0.3 |
| Perempuan/ Female | 0.3 | 0.3 | 0.3 |
| Kurang daripada 5 tahun | 9.2 | 5.5 | 5.8 |
| <i>Under-5 years</i> | | | |
| Lelaki/ Male | 8.4 | 6.2 | 8.1 |
| Perempuan/ Female | 10.1 | 4.9 | 2.8 |
| Nisbah mortaliti ibu bersalin^c | - | - | 127.8 |
| <i>Maternal mortality ratio</i> | | | |

Sumber: Jabatan Perangkaan Malaysia

Source: Department of Statistics Malaysia

Nota/ Notes:^a Kadar adalah bagi setiap 1,000 kelahiran hidup*The rates are per 1,000 live births*^b Kadar adalah bagi setiap 1,000 penduduk berumur 1-4 tahun*The rates are per 1,000 population aged 1-4 years*^c Nisbah adalah bagi setiap 100,000 kelahiran hidup*The ratios are per 100,000 live births*

INDIKATOR SOSIAL

**PERKHIDMATAN
KEBAJIKAN**



Muka surat ini sengaja dibiarkan kosong
This page is deliberately left blank

Jadual 8 : Statistik terpilih perkhidmatan kebajikan, daerah pentadbiran Perak Tengah, Perak

Table 8 : Selected statistics of welfare services, Perak Tengah administrative district, Perak

| | 2018 | 2019 | 2020 |
|--|--------------|--------------|--------------|
| Bilangan kumulatif Orang Kurang Upaya (OKU) yang berdaftar mengikut kategori ketidakupayaan | 2,375 | 2,488 | 2,687 |
| <i>Cumulative number of registered Persons With Disabilities (PWD) by category of disabilities</i> | | | |
| Penglihatan | 267 | 276 | 300 |
| <i>Visually impaired</i> | | | |
| Pendengaran | 134 | 136 | 140 |
| <i>Hearing</i> | | | |
| Pertuturan | 14 | 14 | 15 |
| <i>Speech</i> | | | |
| Fizikal^a | 787 | 799 | 877 |
| <i>Physical</i> | | | |
| Pembelajaran | 821 | 884 | 962 |
| <i>Learning disability</i> | | | |
| Mental | 211 | 233 | 243 |
| Pelbagai/ | 141 | 146 | 150 |
| <i>Multiple disabilities</i> | | | |
| Bilangan ketua isi rumah miskin yang berdaftar dengan eKasih | 471 | 606 | 542 |
| <i>Number of registered head of poor households with eKasih</i> | | | |
| Bilangan institusi dan penghuni taman asuhan kanak-kanak yang berdaftar | | | |
| <i>Number of institutions and inmates in registered childcare center</i> | | | |
| Institusi/ Institution | 30 | 32 | 28 |
| Penghuni/ Inmates | 168 | 125 | 227 |

Sumber: Jabatan Kebajikan Masyarakat

Unit Penyelarasan Pelaksanaan, Jabatan Perdana Menteri

Source: Department of Social Welfare
Implementation Coordination Unit, Prime Minister's Department

Nota/ Note:

^a Termasuk Cerebral Palsy*Includes Cerebral Palsy*

Muka surat ini sengaja dibiarkan kosong
This page is deliberately left blank

INDIKATOR SOSIAL

KESELAMATAN AWAM

9

Muka surat ini sengaja dibiarkan kosong
This page is deliberately left blank

Jadual 9 : Statistik terpilih keselamatan awam, daerah pentadbiran Perak Tengah, Perak

Table 9 : Selected statistics of public safety, Perak Tengah administrative district, Perak

| | 2018 | 2019 | 2020 |
|---|---------------|---------------|---------------|
| Bilangan Ibu Pejabat Polis Daerah <i>Number of District Police Headquarters</i> | 1 | 1 | 1 |
| Bilangan balai polis <i>Number of police stations</i> | 5 | 5 | 5 |
| Bilangan pondok polis <i>Number of police huts</i> | 7 | 3 | 3 |
| Bilangan kemalangan jalan raya <i>Number of road accidents</i> | 1,098 | 1,109 | 841 |
| Bilangan kecederaan dan kematian disebabkan kemalangan jalan raya <i>Number of injury and deaths reported due to road accidents</i> | 78 | 76 | 62 |
| Kecederaan/ Injury | 39 | 38 | 35 |
| Kematian/ Deaths | 39 | 38 | 27 |
| Statistik saman yang dikeluarkan <i>Statistics of summons issued</i> | 16,945 | 16,477 | 11,791 |
| POL_170A | 7,626 | 8,597 | 6,557 |
| POL_257 | 9,319 | 7,880 | 5,234 |
| Jenayah kekerasan <i>Violent crime</i> | 11 | 17 | 22 |
| Bunuh <i>Murder</i> | 3 | 1 | 1 |
| Rogol <i>Rape</i> | 3 | 9 | 5 |
| Samun^a <i>Robbery</i> | 1 | 4 | 4 |
| Mencederakan <i>Causing injury</i> | 4 | 3 | 12 |
| Jenayah harta benda <i>Property crime</i> | 81 | 98 | 82 |
| Pecah rumah dan curi <i>House break-in and theft</i> | 30 | 24 | 12 |
| Kecurian kenderaan <i>Vehicles theft</i> | | | |
| Lori/van/ Lorry/van | - | 1 | 3 |
| Motokar/ Motorcar | 1 | 2 | 5 |
| Motosikal/skuter/ Motorcycle/scooter | 32 | 27 | 23 |
| Curi/ ragut <i>Theft/ snatch theft</i> | - | 1 | - |
| Kecurian lain <i>Other theft</i> | 18 | 43 | 39 |

Sumber: Polis Diraja Malaysia

Source: Royal Malaysia Police

Nota/ Note:^a Termasuk samun berkawan bersenjata api, samun berkawan tidak bersenjata api, samun bersenjata api dan samun tidak bersenjata api*Includes gang robbery with firearms, gang robbery without firearms, robbery with firearms and robbery without firearms*

Jadual 9 : Statistik terpilih keselamatan awam, daerah pentadbiran Perak Tengah, Perak (samb.)

Table 9 : Selected statistics of public safety, Perak Tengah administrative district, Perak (cont'd)

| | 2018 | 2019 | 2020 |
|---|------------|------------|------------|
| Bilangan balai bomba | 2 | 2 | 2 |
| <i>Number of fire stations</i> | | | |
| Statistik kebakaran | | | |
| <i>Statistics on fire breakouts</i> | | | |
| Bilangan kebakaran/ <i>Number of fire breakouts</i> | 145 | 116 | 108 |
| Bilangan panggilan palsu/ <i>Number of false alarms</i> | 2 | - | - |
| Bilangan kematian^a/ <i>Number of deaths</i> | - | 1 | - |
| Bilangan kecederaan/ <i>Number of injuries</i> | 2 | - | 1 |
| Taksiran kerugian (RM juta)/ <i>Estimated loss (RM million)</i> | 1.3 | 1.7 | 2.6 |
| Taksiran yang dapat diselamatkan (RM juta) <i>Estimated amount saved (RM million)</i> | 19.2 | 11.9 | 20.9 |
| Bilangan kebakaran mengikut jenis | 162 | 162 | 108 |
| <i>Number of fire breakouts by type</i> | | | |
| Bangunan dan isinya/ <i>Building and volume</i> | 25 | 15 | 23 |
| Kenderaan/ <i>Vehicle</i> | 16 | 7 | 18 |
| Mesin/ <i>Machinery</i> | 1 | 1 | 2 |
| Alat perkakas/ <i>Other equipment</i> | 8 | 1 | 9 |
| Petrol | - | - | - |
| Bahan kimia/ <i>Chemical substance</i> | - | - | - |
| Gas | 2 | 3 | 1 |
| Kapal terbang/ <i>Aeroplane</i> | - | - | - |
| Helikopter/ <i>Helicopter</i> | - | - | - |
| Kapal laut/ <i>Ship</i> | - | - | - |
| Feri/ <i>Ferry</i> | - | - | - |
| Bot/ <i>Boat</i> | - | - | - |
| Kebun/ladang/ <i>Farm/estate</i> | 5 | 6 | - |
| Hutan/ <i>Jungle</i> | 12 | 11 | 5 |
| Belukar/lalang/ <i>Weed/bush</i> | 66 | 62 | 19 |
| Sampah/ <i>Garbage</i> | 3 | 16 | 3 |
| Gerai/ <i>Stall</i> | - | - | - |
| Lain-lain/ <i>Others</i> | 24 | 40 | 28 |
| Bilangan kebakaran mengikut punca kebakaran | 174 | 107 | 108 |
| <i>Number of fire breakouts by cause</i> | | | |
| Elektrik/ <i>Electricity</i> | 6 | 5 | 7 |
| Puntung rokok/ <i>Cigarette butts</i> | - | - | 1 |
| Percikan api/ <i>Sparks of fire</i> | - | - | 1 |
| Mercun/bunga api/ <i>Fire crackers/fireworks</i> | - | - | - |
| Ubat nyamuk/lilin/colok/ <i>Mosquito coil/candle/joss-stick</i> | - | - | - |
| Dapur gas/minyak tanah/ <i>Gas stove/kerosene</i> | 4 | 1 | - |
| Reaksi spontan/ <i>Spontaneous reaction</i> | - | - | - |
| Sengaja dibakar dengan niat baik/ <i>Arson with good intention</i> | 1 | 1 | - |
| Sengaja dibakar dengan niat jahat/ <i>Incendiary arson</i> | - | - | - |
| Tindak balas kimia/ <i>Chemical reaction</i> | - | - | - |
| Mancis api/ <i>Matches</i> | - | - | - |
| Lain-lain/ <i>Others</i> | 156 | 96 | 96 |
| Punca tidak diketahui/ <i>Unknown source</i> | 7 | 4 | 3 |

Sumber: Jabatan Bomba dan Penyelamat Malaysia

Source: Fire and Rescue Department of Malaysia

Nota/ *Notes:*

^a **Merujuk kepada kematian serta-merta di tempat kejadian**

Refers to instant deaths at the place of occurrence

0.0 menunjukkan nilai taksiran yang kurang daripada RM100,000

0.0 shows the estimated value is less than RM100,000

Jadual 9 : Statistik terpilih keselamatan awam, daerah pentadbiran Perak Tengah, Perak (samb.)

Table 9 : Selected statistics of public safety, Perak Tengah administrative district, Perak (cont'd)

| | 2018 | 2019 | 2020 |
|---|-----------|-----------|-----------|
| Bilangan kebakaran bangunan mengikut jenis | 25 | 15 | 23 |
| <i>Number of fire breakouts in building by type</i> | | | |
| Kedai/ Shop | 3 | 1 | 4 |
| Kilang/ Factory | - | 1 | - |
| Setor/ Store | - | 1 | - |
| Bengkel/ Workshop | 1 | - | - |
| Hotel | - | - | - |
| Pusat membeli belah/ Shopping centre | - | - | - |
| Pejabat/ Office | - | - | 1 |
| Restoran/ Restaurant | - | - | 1 |
| Rumah kediaman/ Housing unit | 8 | 1 | 9 |
| Sefinggal/ Squatter | - | 1 | 2 |
| Dewan orang ramai/ Town hall | 1 | - | - |
| Dapur/ Kitchen | 3 | 3 | 1 |
| Gudang/ Warehouse | - | - | - |
| Makmal/ Laboratory | - | - | - |
| Premis ladang ternakan/ Livestock farms premise | - | - | - |
| Panggung wayang/ Cinema | - | - | - |
| Kelab/pub bar hiburan/ Club/pub entertainment bar | - | - | - |
| Rumah teres/ Terrace house | 4 | 4 | 2 |
| Rumah flat/ Flat | - | - | - |
| Rumah apartment/kondominium/ Apartment/condominium house | - | - | - |
| Rumah panjang/tradisional/ Long house/traditional | 2 | 3 | 1 |
| Masjid/surau/ Mosque/surau | - | - | - |
| Tokong/ Chinese temple | - | - | - |
| Kuil/ Hindu temple | - | - | - |
| Gereja/ Church | - | - | - |
| Institut pengajian tinggi awam/ Public higher education institution | - | - | 1 |
| Institut pengajian tinggi swasta/ Private higher education institution | 2 | - | - |
| Sekolah rendah kerajaan/ Government primary school | - | - | - |
| Sekolah rendah swasta/ Private primary school | - | - | - |
| Sekolah menengah kerajaan/ Government secondary school | - | - | - |
| Sekolah menengah swasta/ Private secondary school | - | - | - |
| Pra sekolah/tadika kerajaan/ Government pre-school/kindergarten | - | - | - |
| Pra sekolah/tadika swasta/ Private pre-school/kindergarten | - | - | - |
| Asrama sekolah/ School hostel | - | - | - |
| Asrama pekerja/ Worker hostel | - | - | - |
| Hospital/klinik awam/ Public hospital/clinic | - | - | - |
| Hospital/klinik swasta/ Private hospital/clinic | - | - | - |
| Premis/hotel budget/ Budget premise/hotel | - | - | - |
| Asrama/rumah tumpangan/ Hostel/guest house | 1 | - | - |
| Rumah kedai/ Shop house | - | - | - |
| Lain-lain/ Others | - | - | 1 |
| Bilangan kebakaran bangunan mengikut punca kebakaran | 19 | 20 | 23 |
| <i>Number of fire breakouts in building by cause</i> | | | |
| Elektrik/ Electricity | - | 1 | 1 |
| Puntung rokok/ Cigarette butts | - | - | - |
| Percikan api/ Sparks of fire | - | - | 1 |
| Mercun/bunga api/ Fire crackers/fireworks | - | - | - |
| Ubat nyamuk/lilin/colok/ Mosquito coil/candle/joss-stick | - | - | - |
| Dapur gas/minyak tanah/ Gas stove/kerosene | - | 1 | - |
| Reaksi spontan/ Spontaneous reaction | - | - | - |
| Sengaja dibakar dengan niat baik/ Arson with good intention | - | - | - |
| Sengaja dibakar dengan niat jahat/ Incendiary arson | - | - | - |
| Tindak balas kimia/ Chemical reaction | - | - | - |
| Mancis api/ Matches | - | - | - |
| Lain-lain punca/ Others source | 18 | 18 | 20 |
| Punca tidak diketahui/ Unknown source | 1 | - | 1 |

Sumber: Jabatan Bomba dan Penyelamat Malaysia
Source: Fire and Rescue Department of Malaysia

Jadual 9 : Statistik terpilih keselamatan awam, daerah pentadbiran Perak Tengah, Perak (samb.)

Table 9 : Selected statistics of public safety, Perak Tengah administrative district, Perak (cont'd)

| | 2018 | 2019 | 2020 |
|---|------------|------------|------------|
| Bilangan penagih dadah <i>Number of drug addicts</i> | 251 | 176 | 104 |
| Bilangan kanak-kanak yang terlibat dengan jenayah <i>Number of children involved in crime</i> | 54 | 20 | 8 |
| Lelaki/ Male | 52 | 20 | 8 |
| Perempuan/ Female | 2 | - | - |
| Statistik parol <i>Statistics of parole</i> | | | |
| Bilangan pejabat parol daerah <i>Number of parole district offices</i> | n.a | n.a | n.a |
| Bilangan Orang DiParol <i>Number of parolees</i> | n.a | n.a | n.a |
| Melayu/ Malay | n.a | n.a | n.a |
| Cina/ Chinese | n.a | n.a | n.a |
| India/ Indians | n.a | n.a | n.a |
| Lain-lain/ Others | n.a | n.a | n.a |
| Lelaki/ Male | n.a | n.a | n.a |
| Melayu/ Malay | n.a | n.a | n.a |
| Cina/ Chinese | n.a | n.a | n.a |
| India/ Indians | n.a | n.a | n.a |
| Lain-lain/ Others | n.a | n.a | n.a |
| Perempuan/ Female | n.a | n.a | n.a |
| Melayu/ Malay | n.a | n.a | n.a |
| Cina/ Chinese | n.a | n.a | n.a |
| India/ Indians | n.a | n.a | n.a |
| Lain-lain/ Others | n.a | n.a | n.a |
| Bilangan banduan sabitan mengikut jantina dan kumpulan etnik <i>Number of convicted prisoners by sex and ethnic group</i> | | | |
| Lelaki/ Male | n.a | n.a | n.a |
| Perempuan/ Female | n.a | n.a | n.a |
| Warganegara <i>Citizens</i> | n.a | n.a | n.a |
| Bumiputera | n.a | n.a | n.a |
| Cina/ Chinese | n.a | n.a | n.a |
| India/ Indian | n.a | n.a | n.a |
| Lain-lain/ Others | n.a | n.a | n.a |
| Bukan warganegara <i>non-Citizens</i> | n.a | n.a | n.a |

Sumber: Agensi Antidadah Kebangsaan
Jabatan Kebajikan Masyarakat
Jabatan Penjara Malaysia
Source: National Anti-Drugs Agency
Department of Social Welfare
Department of Prison Malaysia

Nota/ Note:

n.a - Data tidak tersedia/ berkenaan
Data is not available/ applicable

INDIKATOR SOSIAL

10
**PERHUBUNGAN
DAN REKREASI**

Muka surat ini sengaja dibiarkan kosong
This page is deliberately left blank

Jadual 10 : Statistik terpilih perhubungan dan rekreasi, daerah pentadbiran Perak Tengah, Perak

Table 10 : Selected statistics of communication and recreation, Perak Tengah administrative district, Perak

| | 2018 | 2019 | 2020 |
|--|------------|------------|------------|
| Bilangan kluster homestay <i>Number of homestay clusters</i> | 2 | 2 | 2 |
| Bilangan premis penginapan <i>Number of accommodation premises</i> | 2 | 6 | 7 |
| Bilangan kampung Desa Lestari <i>Number of Desa Lestari villages</i> | n.a | 2 | n.a |
| Bilangan kumulatif kenderaan bermotor yang berdaftar <i>Cumulative number of registered motor vehicles</i> | n.a | n.a | n.a |
| Motokar/ Motorcar | n.a | n.a | n.a |
| Motorsikal/ Motorcycle | n.a | n.a | n.a |
| Kenderaan awam/ Public transport | n.a | n.a | n.a |
| Kenderaan perdagangan/ Commercial vehicle | n.a | n.a | n.a |
| Lain-lain kenderaan^a/ Other vehicles | n.a | n.a | n.a |
| Bilangan pendaftaran kenderaan baharu <i>Number of newly registered motor vehicles</i> | n.a | n.a | n.a |
| Motokar/ Motorcar | n.a | n.a | n.a |
| Motorsikal/ Motorcycle | n.a | n.a | n.a |
| Kenderaan awam/ Public transport | n.a | n.a | n.a |
| Kenderaan perdagangan/ Commercial vehicle | n.a | n.a | n.a |
| Lain-lain kenderaan^a/ Other vehicles | n.a | n.a | n.a |

Sumber: Kementerian Pelancongan, Seni dan Budaya Malaysia
Kementerian Pembangunan Luar Bandar
Jabatan Pengangkutan Jalan Malaysia

Source: Ministry of Tourism, Arts and Culture Malaysia
Ministry of Rural Development
Road Transport Department Malaysia

Nota/ Notes:

^a Merangkumi kenderaan seperti karavan, kenderaan bomba kerajaan & swasta, kenderaan sekolah memandu, kenderaan mayat, kenderaan orang cacat, kenderaan kerajaan, kenderaan pihak berkuasa tempatan, ambulan dan kenderaan kedutaan
Includes vehicles such as caravans, government & private fire vehicles, driving school vehicles, hearse, vehicle for disabled person, government vehicles, local authority vehicles, ambulance and embassy vehicles

n.a - Data tidak tersedia/ berkenaan

Data is not available/ applicable

Muka surat ini sengaja dibiarkan kosong
This page is deliberately left blank

INDIKATOR SOSIAL

11
**INTERNET DAN
MEDIA SOSIAL**

Muka surat ini sengaja dibiarkan kosong
This page is deliberately left blank

Jadual 11 : Statistik terpilih internet dan media sosial, daerah pentadbiran Perak Tengah, Perak

Table 11 : Selected statistics of internet and social media, Perak Tengah administrative district, Perak

| | 2018 | 2019 | 2020 |
|--|-------------|-------------|-------------|
| Bilangan Pusat Internet Komuniti <i>Number of Community Internet Centres</i> | 4 | 4 | 4 |
| Bilangan Pusat Internet Desa <i>Number of Rural Internet Centres</i> | 1 | 1 | 1 |
| Bilangan Pusat Maklumat Rakyat <i>Number of Citizen Information Centres</i> | 1 | 1 | 1 |
| | 2014 | 2016 | 2019 |
| Peratusan isi rumah yang memiliki peralatan dan perkhidmatan telekomunikasi (%) <i>Percentage of households owned telecommunication equipment and services</i> | | | |
| Langganan internet di rumah <i>Subscription of internet at home</i> | 26.3 | 71.9 | 84.2 |
| Telefon bimbit <i>Mobile phone</i> | 90.3 | 96.3 | 96.0 |
| Siaran TV berbayar <i>Pay TV channel</i> | 46.6 | 54.2 | 72.0 |

Sumber: Suruhanjaya Komunikasi dan Multimedia Malaysia

Kementerian Komunikasi dan Multimedia Malaysia

Jabatan Perangkaan Malaysia

Source: Malaysian Communications and Multimedia Commission

Ministry of Communications and Multimedia Malaysia

Department of Statistics Malaysia

Muka surat ini sengaja dibiarkan kosong
This page is deliberately left blank

INDIKATOR SOSIAL

12
KEMUDAHAN ASAS

Muka surat ini sengaja dibiarkan kosong
This page is deliberately left blank

Jadual 12 : Statistik terpilih kemudahan asas, daerah pentadbiran Perak Tengah, Perak

Table 12 : Selected statistics of basic amenities, Perak Tengah administrative district, Perak

| | 2014 | 2016 | 2019 |
|--|--------------|--------------|--------------|
| Jenis bekalan air (%) <i>Type of water supply</i> | 100.0 | 100.0 | 100.0 |
| Air paip di rumah <i>Piped water in the house</i> | 99.7 | 100.0 | 99.8 |
| Air paip awam <i>Public water stand pipe</i> | - | - | 0.2 |
| Lain-lain <i>Others</i> | 0.3 | - | - |
| Kemudahan bekalan elektrik (%) <i>Accessibility to electricity supply</i> | 100.0 | 100.0 | 100.0 |
| Kemudahan bekalan elektrik <i>Accessible to electricity</i> | 100.0 | 100.0 | 100.0 |
| Tiada bekalan elektrik <i>No electricity</i> | - | - | - |
| Kemudahan kutipan sampah (%) <i>Garbage collection facility</i> | 100.0 | 100.0 | 100.0 |
| Tempat kediaman <i>Living quarters</i> | 40.0 | 41.5 | 55.0 |
| Kawasan^a <i>Area</i> | 22.0 | 9.5 | 6.6 |
| Tiada <i>None</i> | 38.0 | 49.0 | 38.4 |
| | 2018 | 2019 | 2020 |
| Statistik sisa perbandaran yang dirawat <i>Statistics of municipal waste treated</i> | | | |
| Tapak pelupusan/ Disposal site | | | |
| Bilangan tapak pelupusan/ Number of disposal sites | 1 | - | 1 |
| Luas tapak/ Site area (Ha) | 2.0 | - | 2.0 |
| Anggaran purata berat sisa yang dilupuskan setiap hari (Tan metrik/hari) <i>Estimated average weight of waste disposed daily (Metric tonnes/day)</i> | 80 | - | - |
| Loji rawatan termal/ Thermal treatment plant | | | |
| Bilangan loji rawatan termal/ Number of thermal treatment plants | - | - | - |
| Luas tapak/ Site area (Ha) | - | - | - |
| Jumlah berat sisa yang dilupuskan (Tan metrik/hari) <i>Total amount of residual waste (Metric tonnes/day)</i> | - | - | - |

Sumber: Jabatan Perangkaan Malaysia
Kementerian Perumahan dan Kerajaan Tempatan
Source: Department of Statistics Malaysia
Ministry of Housing and Local Government

Nota/ Notes :

^a Kutipan sampah di tempat pengumpulan yang jaraknya melebihi 100 meter dari tempat kediaman

Garbage collection in the collection area where the distance is more than 100 meters away from the living quarters

Ha Merujuk kepada Hektar

Refers to Hectare

Jadual 12 : Statistik terpilih kemudahan asas, daerah pentadbiran Perak Tengah, Perak (samb.)

Table 12 : Selected statistics of basic amenities, Perak Tengah administrative district, Perak (cont'd)

| | 2018 | 2019 | 2020 |
|---|------|------|------|
| Statistik kamera litar tertutup di kawasan pihak berkuasa tempatan <i>Statistics on closed-circuit television in local authority area</i> | - | - | - |
| Hasil cukai taksiran (RM juta) <i>Revenue of assessment tax (RM million)</i> | 4.2 | 4.4 | n.a |
| Bilangan Komuniti Harapan Malaysia <i>Number of Harapan Malaysia Communities</i> | 12 | 6 | 9 |
| Bilangan Kelab Malaysiaku <i>Number of Malaysiaku Clubs</i> | 7 | 7 | 7 |
| Bilangan paparan luar milik JaPen <i>Number of billboards belongs to JaPen</i> | 4 | 4 | n.a |
| Bilangan Pusat Komuniti Desa <i>Number of Rural Community Centres</i> | - | 3 | 3 |
| Statistik program pemeraksanaan ekonomi komuniti bandar <i>Statistics of urban community economic empowerment programmes</i> | n.a | n.a | 2 |
| Bilangan tempat ibadah mengikut agama <i>Number of place of worships by religious</i> | | | |
| Islam/ Muslim | | | |
| Masjid/ Mosque | n.a | n.a | 93 |
| Surau | n.a | n.a | 69 |
| bukan Islam/ non-Muslim | | | |
| Tokong/ Chinese temple | n.a | n.a | 1 |
| Kuil/ Hindu temple | n.a | n.a | 1 |
| Gereja/ Church | n.a | n.a | - |
| Lain-lain/ Others | n.a | n.a | - |

Sumber: Kementerian Perumahan Kerajaan Tempatan
Pihak berkuasa tempatan
Kementerian Komunikasi dan Multimedia Malaysia
Kementerian Pembangunan Luar Bandar
Source: Ministry of Housing and Local Government
Local authority
Ministry of Communications and Multimedia Malaysia
Ministry of Rural Development

Nota/ Note:

n.a - Data tidak tersedia/ berkenaan

Data is not available/ applicable



INDIKATOR EKONOMI

Muka surat ini sengaja dibiarkan kosong
This page is deliberately left blank

INDIKATOR EKONOMI

10

**KELUARAN DALAM
NEGERI KASAR**

Muka surat ini sengaja dibiarkan kosong
This page is deliberately left blank

Jadual 13 : Statistik terpilih Keluaran Dalam Negeri Kasar (KDNK), Perak

Table 13 : Selected statistics of Gross Domestic Product (GDP), Perak

| | 2018 | 2019 ^e | 2020 ^p |
|--|---------------|-------------------|-------------------|
| KDNK mengikut jenis aktiviti ekonomi pada harga malar 2015 - RM juta | | | |
| <i>GDP by kind of economic activity at constant 2015 prices - RM million</i> | | | |
| Jenis aktiviti ekonomi | | | |
| <i>Kind of economic activity</i> | | | |
| Pertanian | 10,994 | 11,314 | 11,476 |
| <i>Agriculture</i> | | | |
| Perlombongan dan pengkuarian | 461 | 505 | 458 |
| <i>Mining and quarrying</i> | | | |
| Pembuatan | 13,222 | 13,683 | 14,161 |
| <i>Manufacturing</i> | | | |
| Pembinaan | 2,337 | 2,490 | 2,057 |
| <i>Construction</i> | | | |
| Perkhidmatan | 45,911 | 47,975 | 46,039 |
| <i>Services</i> | | | |
| Utiliti, pengangkutan & penyimpanan dan maklumat & komunikasi | 15,100 | 15,412 | 14,558 |
| <i>Utility, transport & storage and information & communication</i> | | | |
| Perdagangan borong & runcit, makanan & minuman dan penginapan | 13,204 | 14,193 | 13,083 |
| <i>Wholesale & retail trade, food & beverage and accommodation</i> | | | |
| Kewangan & insurans, hartanah dan perkhidmatan perniagaan | 5,405 | 5,673 | 5,657 |
| <i>Finance & insurance, real estate and business services</i> | | | |
| Perkhidmatan-perkhidmatan lain | 4,104 | 4,312 | 3,977 |
| <i>Other services</i> | | | |
| Perkhidmatan kerajaan | 8,099 | 8,385 | 8,764 |
| <i>Government services</i> | | | |
| Tambah: Duti import | 107 | 32 | 51 |
| <i>Plus: Import duties</i> | | | |
| KDNK pada harga pembeli | 73,031 | 75,999 | 74,242 |
| <i>GDP at purchasers' prices</i> | | | |

Sumber: Jabatan Perangkaan Malaysia

Source: Department of Statistics Malaysia

Nota/ Notes:^e **Anggaran***Estimates*^p **Permulaan***Preliminary*

Jadual 13 : Statistik terpilih Keluaran Dalam Negeri Kasar (KDNK), Perak (samb.)

Table 13 : Selected statistics of Gross Domestic Product (GDP), Perak (cont'd)

| | (%) | | | | | |
|--|-----------------------------|-------------------|-------------------|-------------------------------|-------------------|-------------------|
| | Perubahan peratusan tahunan | | | Peratus sumbangan kepada KDNK | | |
| | Annual percentage change | | | Percentage share to GDP | | |
| | 2018 | 2019 ^e | 2020 ^p | 2018 | 2019 ^e | 2020 ^p |
| KDNK mengikut jenis aktiviti ekonomi pada harga malar 2015 | | | | | | |
| <i>GDP by kind of economic activity at constant 2015 prices</i> | | | | | | |
| Jenis aktiviti ekonomi | | | | | | |
| <i>Kind of economic activity</i> | | | | | | |
| Pertanian | 0.5 | 2.9 | 1.4 | 15.1 | 14.9 | 15.5 |
| <i>Agriculture</i> | | | | | | |
| Perombongan dan pengkuarian | 5.1 | 9.5 | -9.3 | 0.6 | 0.7 | 0.6 |
| <i>Mining and quarrying</i> | | | | | | |
| Pembuatan | 4.2 | 3.5 | 3.5 | 18.1 | 18.0 | 19.1 |
| <i>Manufacturing</i> | | | | | | |
| Pembinaan | 10.6 | 6.6 | -17.4 | 3.2 | 3.3 | 2.8 |
| <i>Construction</i> | | | | | | |
| Perkhidmatan | 6.7 | 4.5 | -4.0 | 62.9 | 63.1 | 62.0 |
| <i>Services</i> | | | | | | |
| Utiliti, pengangkutan & penyimpanan dan maklumat & komunikasi | 7.9 | 2.1 | -5.5 | 20.7 | 20.3 | 19.6 |
| <i>Utility, transport & storage and information & communication</i> | | | | | | |
| Perdagangan borong & runcit, makanan & minuman dan penginapan | 8.8 | 7.5 | -7.8 | 18.1 | 18.7 | 17.6 |
| <i>Wholesale & retail trade, food & beverage and accommodation</i> | | | | | | |
| Kewangan & insurans, hartanah dan perkhidmatan perniagaan | 2.9 | 5.0 | -0.3 | 7.4 | 7.5 | 7.6 |
| <i>Finance & insurance, real estate and business services</i> | | | | | | |
| Perkhidmatan-perkhidmatan lain | 5.1 | 5.1 | -7.8 | 5.6 | 5.7 | 5.4 |
| <i>Other services</i> | | | | | | |
| Perkhidmatan kerajaan | 4.5 | 3.5 | 4.5 | 11.1 | 11.0 | 11.8 |
| <i>Government services</i> | | | | | | |
| Tambah: Duti import | -13.8 | -70.4 | 62.1 | 0.1 | - | 0.1 |
| <i>Plus: Import duties</i> | | | | | | |
| KDNK pada harga pembeli | 5.3 | 4.1 | -2.3 | 100.0 | 100.0 | 100.0 |
| <i>GDP at purchasers' prices</i> | | | | | | |

Sumber: Jabatan Perangkaan Malaysia
Source: Department of Statistics Malaysia

Nota/ Notes:

^e Anggaran

Estimates

^p Permulaan

Preliminary

INDIKATOR EKONOMI

14

**INDEKS HARGA
PENGGUNA**

Muka surat ini sengaja dibiarkan kosong
This page is deliberately left blank

Jadual 14 : Statistik terpilih Indeks Harga Pengguna (IHP), Perak

Table 14 : Selected statistics of Consumer Price Index (CPI), Perak

| | Nombor Indeks Index Numbers | | | Perubahan Peratus (%) Percentage Change | |
|--|--------------------------------|--------------|--------------|--|-------------|
| | 2018 | 2019 | 2020 | 2019/2018 | 2020/2019 |
| Indeks Harga Pengguna (2010=100) dan perubahan peratus mengikut kumpulan utama <i>Consumer Price Index (2010=100) and percentage change by main groups</i> | | | | | |
| Kumpulan utama <i>Main group</i> | | | | | |
| Jumlah <i>Total</i> | 116.8 | 117.5 | 116.0 | 0.6 | -1.3 |
| 01 Makanan & Minuman Bukan Alkohol <i>Food & Non-Alcoholic Beverages</i> | 124.3 | 126.2 | 128.2 | 1.5 | 1.6 |
| 02 Minuman Alkohol & Tembakau <i>Alcoholic Beverages & Tobacco</i> | 161.9 | 165.7 | 166.7 | 2.3 | 0.6 |
| 03 Pakaian & Kasut <i>Clothing & Footwear</i> | 93.6 | 92.4 | 92.1 | -1.3 | -0.3 |
| 04 Perumahan, Air, Elektrik, Gas & Bahan Api Lain <i>Housing, Water, Electricity, Gas & Other Fuels</i> | 113.5 | 114.8 | 110.9 | 1.1 | -3.4 |
| 05 Hiasan, Perkakasan & Penyelenggaraan Isi Rumah <i>Furnishings, Household Equipment & Routine Household Maintenance</i> | 113.7 | 114.7 | 114.9 | 0.9 | 0.2 |
| 06 Kesihatan <i>Health</i> | 116.8 | 118.0 | 119.6 | 1.0 | 1.4 |
| 07 Pengangkutan <i>Transport</i> | 115.2 | 111.3 | 99.3 | -3.4 | -10.8 |
| 08 Komunikasi <i>Communication</i> | 99.0 | 100.0 | 101.7 | 1.0 | 1.7 |
| 09 Perkhidmatan Rekreasi & Kebudayaan <i>Recreation Services & Culture</i> | 107.7 | 108.5 | 109.2 | 0.7 | 0.6 |
| 10 Pendidikan <i>Education</i> | 114.1 | 113.7 | 114.2 | -0.4 | 0.4 |
| 11 Restoran & Hotel <i>Restaurants & Hotels</i> | 125.8 | 126.2 | 126.5 | 0.3 | 0.2 |
| 12 Pelbagai Barangan & Perkhidmatan <i>Miscellaneous Goods & Services</i> | 113.2 | 115.6 | 118.3 | 2.1 | 2.3 |

Sumber: Jabatan Perangkaan Malaysia
Source: Department of Statistics Malaysia

Muka surat ini sengaja dibiarkan kosong
This page is deliberately left blank

INDIKATOR EKONOMI

15

EKSPORT DAN IMPORT

Muka surat ini sengaja dibiarkan kosong
This page is deliberately left blank

Jadual 15 : Statistik terpilih eksport dan import, daerah pentadbiran Perak Tengah, Perak

Table 15 : Selected statistics of exports and imports, Perak Tengah administrative district, Perak

| | (RM juta / RM million) | | |
|--|-------------------------------|-------------|-------------|
| | 2018 | 2019 | 2020 |
| Nilai eksport dan import mengikut pintu keluar dan masuk <i>Export and import value by exit and entry points</i> | | | |
| Eksport/ Exports | n.a | n.a | n.a |
| Import/ Imports | n.a | n.a | n.a |

Sumber: Jabatan Perangkaan Malaysia
Source: Department of Statistics Malaysia

Nota/ Note:

n.a - Data tidak tersedia/ berkenaan
Data is not available/ applicable

Muka surat ini sengaja dibiarkan kosong
This page is deliberately left blank

INDIKATOR EKONOMI

16
PERTANIAN

Muka surat ini sengaja dibiarkan kosong
This page is deliberately left blank

Jadual 16 : Statistik terpilih pertanian sektor, daerah pentadbiran Perak Tengah, Perak*Table 16 : Selected statistics of agriculture sector, Perak Tengah administrative district, Perak*

| | 2015 |
|---|-------------|
| Bilangan pertubuhan <i>Number of establishments</i> | 52 |
| Tanaman <i>Crops</i> | 49 |
| Ternakan^a <i>Livestock</i> | 16 |
| Perikanan^a <i>Fisheries</i> | 28 |
| Perhutanan dan pembalakan <i>Forestry and logging</i> | - |

Sumber: Jabatan Perangkaan Malaysia*Source: Department of Statistics Malaysia***Nota/ Note :****^a Termasuk Hilir Perak***Includes Hilir Perak*

Jadual 16 : Statistik terpilih sektor pertanian, daerah pentadbiran Perak Tengah, Perak (samb.)

Table 16 : Selected statistics of agriculture sector, Perak Tengah administrative district, Perak (cont'd)

| | (Mt) | | |
|--|-------|-------|-------|
| | 2018 | 2019 | 2020 |
| Tanaman | | | |
| <i>Crops</i> | | | |
| Pengeluaran sayur-sayuran utama | | | |
| <i>Production of main vegetables</i> | | | |
| Bayam/ Spinach | 42.8 | 43.0 | 47.9 |
| Bendi/ Lady's finger | 42.1 | 50.9 | 64.8 |
| Cekur manis/ Sweet shoot | - | - | - |
| Cili merah/ Red chili | 50.0 | 51.2 | 73.9 |
| Cili padi/ Hot chili | - | - | - |
| Daun bawang/ Spring onion | - | - | - |
| Daun saderi/ Celery | - | - | - |
| Kacang botol/ Four-angled bean | 2.3 | 2.4 | - |
| Kacang buncis/ French bean | - | - | - |
| Kacang panjang/ Long bean | 10.8 | 51.6 | 90.3 |
| Kailan/ Chinese kale | - | - | - |
| Kangkung/ Water spinach | 21.6 | 14.4 | 14.4 |
| Kobis bulat/ Round cabbage | - | - | - |
| Kobis cina/ Chinese cabbage | - | - | - |
| Kuca/ Chinese chives | - | - | - |
| Kundur/ Wax gourd | - | - | - |
| Labu air/ Bottle gourd | 15.5 | 23.5 | 83.5 |
| Labu manis/ Pumpkin | 54.3 | 65.6 | 77.7 |
| Lobak merah/ Carrot | - | - | - |
| Lobak putih/ Radish | - | - | - |
| Peria/ Bitter gourd | 25.9 | 37.0 | 24.8 |
| Peria katak/ Dwarf bitter gourd | 1.6 | 7.2 | 2.8 |
| Petola segi/ Angled loofah | - | - | 12.5 |
| Petola ular/ Snake gourd | - | - | - |
| Salad/ Lettuce | - | - | - |
| Sawi/ Mustard | 76.8 | 92.0 | 97.7 |
| Terung/ Brinjal | 48.4 | 64.3 | 172.0 |
| Timun/ Cucumber | 134.4 | 156.1 | 163.7 |
| Tomato | - | - | - |
| Pengeluaran tanaman industri | | | |
| <i>Production of industrial crops</i> | | | |
| Kelapa/ Coconut | 332.8 | 76.9 | 161.0 |
| Kopi/ Coffee | - | - | - |
| Tebu gula/ Sugar cane | - | - | - |
| Teh/ Tea | - | - | - |
| Nipah/ Nipa palm | - | - | - |
| Pinang/ Areca nut | - | - | - |
| Roselle | - | - | - |
| Rumbia/sagu/ Sago | - | - | - |
| Cendawan/ Mushroom | 3.0 | 2.5 | 2.8 |
| Lebah kelulut/ Kelulut bee | 1.7 | 1.5 | 1.7 |
| Lebah madu/ Honey bee | - | - | - |
| Jagung bijian/ Grain corn | - | - | - |

Sumber: Kementerian Pertanian dan Industri Makanan Malaysia

Source: Ministry of Agriculture and Food Industry Malaysia

Nota/ Note :

Mt Merujuk kepada Tan metrik

Refers to Metric tonnes

Jadual 16 : Statistik terpilih sektor pertanian, daerah pentadbiran Perak Tengah, Perak (samb.)

Table 16 : Selected statistics of agriculture sector, Perak Tengah administrative district, Perak (cont'd)

| | (Mt) | | |
|--|-------|-------|-------|
| | 2018 | 2019 | 2020 |
| Tanaman (samb.) | | | |
| <i>Crops (cont)</i> | | | |
| Pengeluaran herba utama | | | |
| <i>Production of main herbs</i> | | | |
| Bonglai | - | - | - |
| Belalai gajah | - | - | - |
| Cekur | - | - | - |
| Dukung anak | - | - | - |
| Gelenggang | - | - | - |
| Halia bara/ Ginger | - | - | - |
| Hempedu bumi/ Bile of the earth | - | - | - |
| Inai/ Henna | - | - | - |
| Jarum tujuh bilah | - | - | - |
| Jering | - | - | - |
| Kacip fatimah/ Fatimah's betel cutter | - | - | - |
| Kaduk | - | - | - |
| Kesum | - | - | - |
| Kunyit hitam/ Black turmeric | - | - | - |
| Lidah buaya/ Aloe vera | - | - | - |
| Mas cotek | - | - | - |
| Melada pahit | - | - | - |
| Mengkudu/noni/ Great morinda | - | - | - |
| Misai kucing | - | - | - |
| Mulberi/ Mulberry | - | - | - |
| Nilam/ Sapphire | - | - | - |
| Pandan | - | - | - |
| Pecah beling | - | - | - |
| Pegaga/ Pennywort | - | - | - |
| Petai | - | - | - |
| Petai belalang | - | - | - |
| Pokok teh/ Tea tree | - | - | - |
| Pudina/ Mint | - | - | - |
| Selasih/ Basil | - | - | - |
| Serai wangi/ Fragrant lemon grass | - | - | - |
| Sirih/ Betel vine | - | - | - |
| Stevia | - | - | - |
| Temu lawak | - | - | - |
| Terung pipit/ Turkey berry | - | - | - |
| Tongkat ali/ Long jack | - | - | - |
| Ulam raja/ The king's salad | - | - | - |
| Lemon Myrtle | - | - | - |
| Tenggek burung/ Euodia redleyi | - | - | - |
| Pengeluaran tanaman ladang | | | |
| <i>Production of cash crops</i> | | | |
| Jagung manis/ Sweet corn | 823.1 | 880.3 | 687.4 |
| Kacang tanah/ Groundnuts | - | - | - |
| Ubi kayu/ Cassava | - | - | - |
| Ubi keladi/ Yam | - | - | 5.0 |
| Ubi keledak/ Sweet potato | 204.8 | 186.0 | 47.5 |
| Tebu kuning/ Sugar cane | - | - | - |
| Sengkuang/ Yambean | - | - | - |
| Ubi badak | - | - | - |
| Ubi kemili | - | - | - |
| Ubi kentang/ Potato | - | - | - |

Sumber: Kementerian Pertanian dan Industri Makanan Malaysia

Source: Ministry of Agriculture and Food Industry Malaysia

Nota/ Note :

Mt Merujuk kepada Tan metrik

Refers to Metric tonnes

Jadual 16 : Statistik terpilih sektor pertanian, daerah pentadbiran Perak Tengah, Perak (samb.)

Table 16 : Selected statistics of agriculture sector, Perak Tengah administrative district, Perak (cont'd)

| | (Mt) | | |
|---------------------------------------|---------|---------|---------|
| | 2018 | 2019 | 2020 |
| Tanaman (samb.) | | | |
| <i>Crops (cont'd)</i> | | | |
| Pengeluaran rempah-ratus | | | |
| <i>Production of spices</i> | | | |
| Asam gelugor | 21.4 | 58.7 | 10.9 |
| Asam jawa/ Tamarind | - | - | - |
| Bunga kantan/ Pink cone ginger | - | - | - |
| Cengkih/ Clove | - | - | - |
| Halia/ Ginger | - | - | 3.0 |
| Kari/ Curry | - | - | - |
| Kayu manis/ Cinnamon | - | - | - |
| Ketumbar/ Coriander | - | - | - |
| Kunyit/ Turmeric | - | - | - |
| Lada hitam/ Black pepper | - | - | - |
| Lengkuas/ Greater galangal | - | - | - |
| Limau kasturi/ Calamondin lime | 61.5 | 113.3 | 126.5 |
| Limau nipis/ Lime | 111.6 | 84.7 | 50.0 |
| Limau purut/ Kaffir lime | - | - | - |
| Pala/ Nutmeg | - | - | - |
| Selom | - | - | - |
| Serai/ Lemon grass | 54.7 | 106.7 | 125.8 |
| Pengeluaran buah-buahan utama | | | |
| <i>Production of main fruits</i> | | | |
| Belimbing/ Starfruit | - | - | - |
| Betik/ Papaya | 138.1 | 172.4 | 225.0 |
| Cempedak | 1.2 | 6.0 | - |
| Ciku/ Sapodilla | - | - | - |
| Dokong | - | - | - |
| Duku | - | - | - |
| Duku langsung | - | - | - |
| Durian | 2,481.2 | 2,508.9 | 2,949.6 |
| Jambu batu/ Guava | 1.4 | 15.3 | 35.1 |
| Langsat | - | - | - |
| Limau besar/ Pomelo | - | - | - |
| Limau manis/ Sweet orange | - | - | 1.9 |
| Mangga/ Mango | - | 0.6 | 0.9 |
| Manggis/ Mangosteen | 14.4 | 42.0 | 40.1 |
| Mata naga/ Dragon fruit | - | - | - |
| Nanas/ Pineapple | 177.1 | 703.4 | 667.9 |
| Nangka/ Jackfruit | 5.2 | 5.2 | 9.9 |
| Pisang/ Banana | 7,518.4 | 8,399.6 | 8,785.1 |
| Pulasan | - | - | - |
| Rambutan | 117.7 | 144.8 | 153.2 |
| Salak | - | - | - |
| Tembikai/ Watermelon | 870.0 | 1,044.0 | 18.0 |

Sumber: Kementerian Pertanian dan Industri Makanan Malaysia

Source: Ministry of Agriculture and Food Industry Malaysia

Nota/ Note :

Mt Merujuk kepada Tan metrik

Refers to Metric tonnes

Jadual 16 : Statistik terpilih sektor pertanian, daerah pentadbiran Perak Tengah, Perak (samb.)

Table 16 : Selected statistics of agriculture sector, Perak Tengah administrative district, Perak (cont'd)

| | 2018 | 2019 | 2020 |
|--|--------------|--------------|--------------|
| Pengeluaran akuakultur air tawar mengikut sistem ternakan | 230.9 | 268.3 | 404.9 |
| <i>Freshwater aquaculture production by culture system</i> | | | |
| Kolam/ Ponds | 11.7 | 8.2 | 5.8 |
| Bekas lombong/ Ex-mining pools | - | - | 160.0 |
| Sangkar/ Cages | 208.0 | 234.6 | 223.2 |
| Tangki simen/ Cement tanks | 11.2 | 25.0 | 0.8 |
| Tangki kanvas/ Canvas tanks | - | 0.6 | 15.1 |
| Kandang ikan/ Pen culture | - | - | - |
| Estet/ Estate | - | - | - |
| Pengeluaran akuakultur air payau mengikut sistem ternakan | - | - | - |
| <i>Brackishwater aquaculture production by culture system</i> | | | |
| Kolam/ Ponds | - | - | - |
| Sangkar/ Cages | - | - | - |
| Tangki air payau/ Brackishwater tanks | - | - | - |
| Kandang air payau/ Brackishwater pen culture | - | - | - |
| Sistem kerang-kerangan/ Shellfish system | - | - | - |
| Rumpai laut/ Seaweeds | - | - | - |

Sumber: Jabatan Perikanan Malaysia
Source: Department of Fisheries Malaysia

Muka surat ini sengaja dibiarkan kosong
This page is deliberately left blank

INDIKATOR EKONOMI

17

**PERLOMBONGAN
DAN PENGKUARIAN**

Muka surat ini sengaja dibiarkan kosong
This page is deliberately left blank

Jadual 17 : Statistik terpilih sektor perlombongan dan pengkuarian, daerah pentadbiran Perak Tengah, Perak
Table 17 : Selected statistics of mining and quarrying sector, Perak Tengah administrative district, Perak

| | 2015 |
|---|-------------|
| Bilangan pertubuhan <i>Number of establishments</i> | n.a |

Sumber: Jabatan Perangkaan Malaysia
Source: Department of Statistics Malaysia

Nota/ Note :

n.a - Data tidak tersedia/ berkenaan
Data is not available/ applicable

Muka surat ini sengaja dibiarkan kosong
This page is deliberately left blank

INDIKATOR EKONOMI

18
PEMBUATAN

Muka surat ini sengaja dibiarkan kosong
This page is deliberately left blank

Jadual 18 : Statistik terpilih sektor pembuatan, daerah pentadbiran Perak Tengah, Perak

Table 18 : Selected statistics of manufacturing sector, Perak Tengah administrative district, Perak

| | 2015 | | |
|---|------|------|------|
| Bilangan pertubuhan <i>Number of establishments</i> | 61 | | |
| | 2018 | 2019 | 2020 |
| Nilai pelaburan projek pembuatan yang diluluskan^a (RM '000) <i>Value of approved investment manufacturing project</i> | - | - | - |
| Pelaburan domestik <i>Domestic investment</i> | - | - | - |
| Pelaburan asing <i>Foreign investment</i> | - | - | - |
| Bilangan usahawan Satu Daerah Satu Industri mengikut bidang kraf <i>Number of Satu Daerah Satu Industri entrepreneurs by craft fields</i> | 7 | 7 | 6 |
| Aneka <i>Variety</i> | - | - | - |
| Aneka kraf <i>Craft various</i> | - | - | - |
| Hasil rimba <i>Jungle products</i> | - | - | - |
| Hasil tanah <i>Crops</i> | 7 | 7 | 6 |
| Logam <i>Metals</i> | - | - | - |
| Tekstil <i>Textiles</i> | - | - | - |

Sumber: Jabatan Perangkaan Malaysia
Lembaga Pembangunan Pelaburan Malaysia
Perbadanan Kemajuan Kraftangan Malaysia
Source: Department of Statistics Malaysia
Malaysian Investment Development Authority
Malaysian Handicraft Development Corporation

Nota/ Note :^a Hasil tambah mungkin berbeza kerana pembundaran*The added total may differ due to rounding*

Muka surat ini sengaja dibiarkan kosong
This page is deliberately left blank

INDIKATOR EKONOMI

19

PEMBINAAN

Muka surat ini sengaja dibiarkan kosong
This page is deliberately left blank

Jadual 19 : Statistik terpilih sektor pembinaan, daerah pentadbiran Perak Tengah, Perak

Table 19 : Selected statistics of construction sector, Perak Tengah administrative district, Perak

| | 2015 |
|---------------------------------|-------------|
| Bilangan pertubuhan | 51 |
| <i>Number of establishments</i> | |

Sumber: Jabatan Perangkaan Malaysia
Source: Department of Statistics Malaysia

Muka surat ini sengaja dibiarkan kosong
This page is deliberately left blank

INDIKATOR EKONOMI

20

PERKHIDMATAN

Muka surat ini sengaja dibiarkan kosong
This page is deliberately left blank

Jadual 20 : Statistik terpilih sektor perkhidmatan, daerah pentadbiran Perak Tengah, Perak
Table 20 : Selected statistics of services sector, Perak Tengah administrative district, Perak

| | 2015 |
|--|--------------|
| Bilangan pertubuhan <i>Number of establishments</i> | 1,453 |
| Bekalan elektrik, gas, wap & pendingin udara <i>Electricity, gas, steam & air conditioning supply</i> | - |
| Bekalan air, pembetulan, pengurusan sisa & aktiviti pemulihan <i>Water supply, sewerage, waste management & remediation activities</i> | - |
| Perdagangan borong & runcit <i>Wholesale & retail trade</i> | 733 |
| Pengangkutan & penyimpanan <i>Transportation & storage</i> | 66 |
| Penginapan <i>Accommodation</i> | 3 |
| Makanan & minuman <i>Food & beverages</i> | 460 |
| Maklumat & komunikasi^a <i>Information & communication</i> | 5 |
| Kewangan <i>Finance</i> | 8 |
| Hartanah^b <i>Real estate</i> | 5 |
| Profesional, saintifik & teknikal <i>Professional, scientific & technical</i> | 6 |
| Pentadbiran & khidmat sokongan <i>Administrative & support services</i> | 14 |
| Pendidikan <i>Education</i> | 11 |
| Kesihatan & kerja sosial <i>Health & social work</i> | 28 |
| Kesenian, hiburan & rekreasi <i>Arts, entertainment & recreation</i> | 5 |
| Persendirian & lain-lain aktiviti <i>Personal & other activities</i> | 117 |

Sumber: Jabatan Perangkaan Malaysia
Source: Department of Statistics Malaysia

Nota/ Notes:

^a **Termasuk Larut & Matang**

Includes Larut & Matang

^b **Termasuk Hulu Perak**

Includes Hulu Perak

Jadual 20 : Statistik terpilih sektor perkhidmatan, daerah pentadbiran Perak Tengah, Perak (samb.)

Table 20 : Selected statistics of services sector, Perak Tengah administrative district, Perak (cont'd)

| | 2018 |
|---|---------|
| Statistik utama subsektor perdagangan borong & runcit | |
| <i>Principal statistics of wholesale & retail trade sub-sector</i> | |
| Bilangan pertubuhan | 927 |
| <i>Number of establishments</i> | |
| Nilai output kasar (RM '000) | 384,417 |
| <i>Value of gross output</i> | |
| Nilai input perantaraan (RM '000) | 151,161 |
| <i>Value of intermediate input</i> | |
| Nilai ditambah (RM '000) | 233,256 |
| <i>Value added</i> | |
| Bilangan pekerja pada Disember atau pada tempoh gaji terakhir | 3,827 |
| <i>Total number of persons engaged during December or the last pay period</i> | |
| Gaji & upah yang dibayar (RM '000) | 78,673 |
| <i>Salaries & wages paid</i> | |
| Statistik utama perdagangan borong | |
| <i>Principal statistics of wholesale trade</i> | |
| Bilangan pertubuhan | 85 |
| <i>Number of establishments</i> | |
| Nilai output kasar (RM '000) | 70,523 |
| <i>Value of gross output</i> | |
| Nilai input perantaraan (RM '000) | 35,792 |
| <i>Value of intermediate input</i> | |
| Nilai ditambah (RM '000) | 34,731 |
| <i>Value added</i> | |
| Bilangan pekerja pada Disember atau pada tempoh gaji terakhir | 442 |
| <i>Total number of persons engaged during December or the last pay period</i> | |
| Gaji & upah yang dibayar (RM '000) | 7,372 |
| <i>Salaries & wages paid</i> | |
| Statistik utama perdagangan runcit | |
| <i>Principal statistics of retail trade</i> | |
| Bilangan pertubuhan | 766 |
| <i>Number of establishments</i> | |
| Nilai output kasar (RM '000) | 294,415 |
| <i>Value of gross output</i> | |
| Nilai input perantaraan (RM '000) | 107,200 |
| <i>Value of intermediate input</i> | |
| Nilai ditambah (RM '000) | 187,215 |
| <i>Value added</i> | |
| Bilangan pekerja pada Disember atau pada tempoh gaji terakhir | 3,209 |
| <i>Total number of persons engaged during December or the last pay period</i> | |
| Gaji & upah yang dibayar (RM '000) | 69,151 |
| <i>Salaries & wages paid</i> | |
| Statistik utama kenderaan bermotor | |
| <i>Principal statistics of motor vehicles</i> | |
| Bilangan pertubuhan | 76 |
| <i>Number of establishments</i> | |
| Nilai output kasar (RM '000) | 19,479 |
| <i>Value of gross output</i> | |
| Nilai input perantaraan (RM '000) | 8,170 |
| <i>Value of intermediate input</i> | |
| Nilai ditambah (RM '000) | 11,309 |
| <i>Value added</i> | |
| Bilangan pekerja pada Disember atau pada tempoh gaji terakhir | 186 |
| <i>Total number of persons engaged during December or the last pay period</i> | |
| Gaji & upah yang dibayar (RM '000) | 2,148 |
| <i>Salaries & wages paid</i> | |

Sumber: Jabatan Perangkaan Malaysia
Source: Department of Statistics Malaysia

**PERTANYAAN BERHUBUNG DENGAN PENERBITAN INI BOLEH JUGA DIBUAT DI PEJABAT
PERANGKAAN NEGERI SEPERTI BERIKUT:**

Pengarah,
Jabatan Perangkaan Malaysia Negeri Johor,
Tingkat 14, Menara Tabung Haji,
Jalan Air Molek,
80000 Johor Bahru, Johor.
Tel. : 07-225 3700
Faks : 07-224 9972
E-mel : jpjohor@dosm.gov.my

Pengarah,
Jabatan Perangkaan Malaysia Negeri Kedah,
Aras 1, Zon C, Wisma Persekutuan,
Pusat Pentadbiran Kerajaan Persekutuan,
Bandar Muadzam Shah,
06550 Anak Bukit, Alor Setar, Kedah.
Tel. : 04-700 1240
Faks : 04-733 8412
E-mel : jpkedah@dosm.gov.my

Pengarah,
Jabatan Perangkaan Malaysia Negeri Kelantan,
Tingkat 8, Bangunan Persekutuan,
Jalan Bayam,
15514 Kota Bharu, Kelantan.
Tel. : 09-741 9449
Faks : 09-748 2142
E-mel : jpkelantan@dosm.gov.my

Pengarah,
Jabatan Perangkaan Malaysia Negeri Melaka,
Aras 7 & 8, Wisma Persekutuan,
Jalan MITC, Hang Tuah Jaya,
75450, Ayer Keroh,
Melaka.
Tel. : 06-252 2725
Faks : 06-252 2711
E-mel : jpmelaka@dosm.gov.my

Pengarah,
Jabatan Perangkaan Malaysia Negeri Sembilan,
Tingkat 12, Wisma Persekutuan,
Jalan Dato' Abdul Kadir,
70000 Seremban,
Negeri Sembilan.
Tel. : 06-765 5000
Faks : 06-765 5002
E-mel : jpsembilan@dosm.gov.my

Pengarah,
Jabatan Perangkaan Malaysia Negeri Pahang,
Tingkat 7, Bangunan Persekutuan,
Jalan Gambut,
25000 Kuantan, Pahang.
Tel. : 09-516 3931/7
Faks : 09-514 4636
E-mel : jppahang@dosm.gov.my

Pengarah,
Jabatan Perangkaan Malaysia Negeri Pulau Pinang,
Tingkat 6, Bangunan Persekutuan,
10400 Jalan Anson,
Pulau Pinang.
Tel. : 04-226 6244
Faks : 04-229 9499
E-mel : jppulaupinang@dosm.gov.my

Pengarah,
Jabatan Perangkaan Malaysia Negeri Perak,
Tingkat 3, Blok A,
Bangunan Persekutuan Ipoh,
Jalan Dato' Seri Ahmad Said (Greentown),
30450 Ipoh, Perak.
Tel. : 05-255 4963
Faks : 05-255 1073
E-mel : jpperak@dosm.gov.my

Pengarah,
Jabatan Perangkaan Malaysia Negeri Perlis,
Bangunan Perodua Kangar,
No. 2C, Persiaran Jubli Perak
01000 Kangar, Perlis.
Tel. : 04-977 1221
Faks : 04-977 1223/04-976 8950
E-mel : jpperlis@dosm.gov.my

Pengarah,
Jabatan Perangkaan Malaysia Negeri Selangor,
Tingkat 9, Bangunan Darul Ehsan,
Jalan Indah, Seksyen 14,
40000 Shah Alam, Selangor.
Tel. : 03-5515 0200
Faks : 03-5518 0408
E-mel : jpselangor@dosm.gov.my

Pengarah,
Jabatan Perangkaan Malaysia Negeri Terengganu,
Tingkat 9, Wisma Persekutuan,
Jalan Sultan Ismail,
20200 Kuala Terengganu, Terengganu.
Tel. : 09-622 3062
Faks : 09-622 9659
E-mel : admin_jptrg@dosm.gov.my

Pengarah,
Jabatan Perangkaan Malaysia Negeri Sabah,
Tingkat 1-3, Blok C,
Kompleks Pentadbiran Kerajaan Persekutuan Sabah,
Jalan UMS, Beg Berkunci No. 2046,
88999 Kota Kinabalu, Sabah.
Tel. : 088-484 602
Faks : 088-484 659
E-mel : jpsabah@dosm.gov.my

Pengarah,
Jabatan Perangkaan Malaysia Negeri Sarawak,
Tingkat 7 & 8, Bangunan Tun Datuk Patinggi
Tuanku Haji Bujang, Jalan Simpang Tiga,
93514 Kuching, Sarawak.
Tel. : 082-240 287
Faks : 082-242 609
E-mel : sarawak@dosm.gov.my

Pengarah,
Jabatan Perangkaan Malaysia
Wilayah Persekutuan,
Tingkat 14 & 15, Wisma FGV,
Jalan Raja Laut,
50350 Kuala Lumpur.
Tel. : 03-2267 2400
Faks : 03-2274 5075
E-mel : jpwpl@dosm.gov.my

ENQUIRIES ABOUT THIS PUBLICATION CAN ALSO BE MADE AT THE FOLLOWING STATE STATISTICS OFFICES:

Director,
Department of Statistics, Malaysia, Johor,
14th Floor, Menara Tabung Haji,
Jalan Air Molek,
80000 Johor Bahru, Johor.
Tel. : 07-225 3700
Fax : 07-224 9972
Email : jpjohor@dosm.gov.my

Director,
Department of Statistics, Malaysia, Kedah,
1st Floor, Zon C, Wisma Persekutuan,
Pusat Pentadbiran Kerajaan Persekutuan,
Bandar Muadzam Shah,
06550 Anak Bukit, Alor Setar, Kedah.
Tel. : 04-700 1240
Fax : 04-733 8412
Email : jpkedah@dosm.gov.my

Director,
Department of Statistics, Malaysia, Kelantan,
8th Floor, Bangunan Persekutuan,
Jalan Bayam,
15514 Kota Bharu, Kelantan.
Tel. : 09-741 9449
Fax : 09-748 2142
Email : jpkelantan@dosm.gov.my

Director,
Department of Statistics, Malaysia, Melaka,
7th & 8th Floor, Wisma Persekutuan,
Jalan MITC, Hang Tuah Jaya,
75450, Ayer Keroh,
Melaka.
Tel. : 06-252 2725
Fax : 06-252 2711
Email : jpmelaka@stats.gov.my

Director,
Department of Statistics, Malaysia, Negeri Sembilan,
12th Floor, Wisma Persekutuan,
Jalan Dato' Abdul Kadir,
70000 Seremban,
Negeri Sembilan.
Tel. : 06-765 5000
Fax : 06-765 5002
Email : jpnsembilan@dosm.gov.my

Director,
Department of Statistics, Malaysia, Pahang,
7th Floor, Bangunan Persekutuan,
Jalan Gambut,
25000 Kuantan, Pahang.
Tel. : 09-516 3931/7
Fax : 09-514 4636
Email : jppahang@dosm.gov.my

Director,
Department of Statistics, Malaysia, Pulau Pinang,
6th Floor, Bangunan Persekutuan,
10400 Jalan Anson,
Pulau Pinang.
Tel. : 04-226 6244
Fax : 04-229 9499
Email : jppulaupinang@dosm.gov.my

Director,
Department of Statistics, Malaysia, Perak,
3rd Floor, Block A,
Bangunan Persekutuan Ipoh,
Jalan Dato' Seri Ahmad Said (Greentown),
30450 Ipoh, Perak.
Tel. : 05-255 4963
Fax : 05-255 1073
Email : jpperak@dosm.gov.my

Director,
Department of Statistics, Malaysia, Perlis,
Bangunan Perodua Kangar,
No. 2C, Persiaran Jubli Perak
01000 Kangar, Perlis.
Tel. : 04-977 1221
Fax : 04-977 1223/04-976 8950
Email : jpperlis@dosm.gov.my

Director,
Department of Statistics, Malaysia, Selangor,
9th Floor, Bangunan Darul Ehsan,
Jalan Indah, Seksyen 14,
40000 Shah Alam, Selangor.
Tel. : 03-5515 0200
Fax : 03-5518 0408
Email : jpselangor@dosm.gov.my

Director,
Department of Statistics, Malaysia, Terengganu,
9th Floor, Wisma Persekutuan,
Jalan Sultan Ismail,
20200 Kuala Terengganu, Terengganu.
Tel. : 09-622 3062
Fax : 09-622 9659
Email : admin_jptrg@dosm.gov.my

Director,
Department of Statistics, Malaysia, Sabah,
Level 1-3, Block C,
Kompleks Pentadbiran Kerajaan Persekutuan Sabah,
Jalan UMS, Beg Berkunci No. 2046,
88999 Kota Kinabalu, Sabah.
Tel. : 088-484 602
Fax : 088-484 659
Email : jpsabah@dosm.gov.my

Director,
Department of Statistics, Malaysia, Sarawak,
7th & 8th Floor, Bangunan Tun Datuk Patinggi
Tuanku Haji Bujang, Jalan Simpang Tiga,
93514 Kuching, Sarawak.
Tel. : 082-240 287
Fax : 082-242 609
Email : sarawak@dosm.gov.my

Director,
Department of Statistics, Malaysia,
Federal Territories,
14th & 15th Floor, Wisma FGV,
Jalan Raja Laut,
50350 Kuala Lumpur.
Tel. : 03-2267 2400
Fax : 03-2274 5075
Email : jpwpl@dosm.gov.my